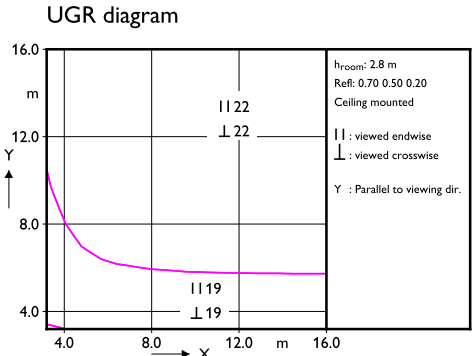
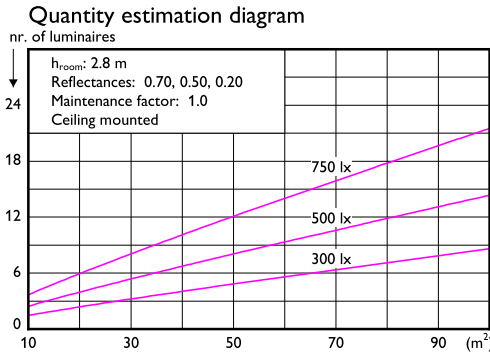
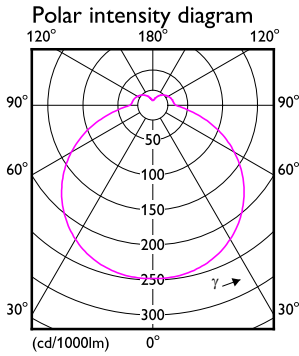


Ceiling 1 x 9290026132 5700K
1 x 4200 lm



Light output ratio 1.00
 Service upward 0.15
 Service downward 0.85
 CIE flux code 41 71 91 85 100
 UGRcen (4Hx8H, 0.25H) 21

Utilisation factor table

Room Index k	Reflectances (%) for ceiling, walls and working plane (CIE)												
	0.80			0.70			0.50			0.30			0.00
	0.80	0.80	0.80	0.70	0.70	0.70	0.50	0.50	0.50	0.30	0.30	0.30	0.00
0.30	0.10	0.10	0.10	0.30	0.20	0.10	0.10	0.10	0.10	0.10	0.10	0.10	0.00
0.60	0.43	0.41	0.42	0.41	0.40	0.33	0.31	0.26	0.30	0.26	0.23	0.23	0.23
0.80	0.53	0.50	0.52	0.50	0.49	0.41	0.39	0.34	0.37	0.33	0.29	0.29	0.29
1.00	0.62	0.57	0.59	0.57	0.56	0.48	0.46	0.41	0.43	0.39	0.35	0.35	0.35
1.25	0.70	0.64	0.67	0.65	0.62	0.55	0.52	0.47	0.50	0.45	0.41	0.41	0.41
1.50	0.76	0.69	0.73	0.70	0.67	0.60	0.57	0.53	0.54	0.50	0.46	0.46	0.46
2.00	0.86	0.77	0.82	0.78	0.75	0.69	0.65	0.61	0.62	0.58	0.53	0.53	0.53
2.50	0.93	0.82	0.89	0.84	0.79	0.74	0.70	0.67	0.67	0.64	0.58	0.58	0.58
3.00	0.97	0.85	0.93	0.88	0.83	0.78	0.74	0.71	0.70	0.67	0.62	0.62	0.62
4.00	1.04	0.90	0.99	0.93	0.87	0.83	0.79	0.76	0.75	0.73	0.67	0.67	0.67
5.00	1.08	0.93	1.03	0.96	0.90	0.87	0.82	0.80	0.78	0.76	0.70	0.70	0.70

Ceiling mounted

Luminance Table

Plane Cone	0.0	15.0	30.0	45.0	60.0	75.0	90.0
45.0	3665	3562	3500	3480	3500	3562	3665
50.0	3609	3492	3422	3399	3422	3492	3609
55.0	3544	3411	3332	3306	3332	3411	3544
60.0	3464	3313	3224	3195	3224	3313	3464
65.0	3362	3190	3091	3059	3091	3190	3362
70.0	3237	3041	2929	2892	2929	3041	3237
75.0	3094	2866	2739	2698	2739	2866	3094
80.0	2967	2692	2543	2496	2543	2692	2967
85.0	2983	2614	2426	2368	2426	2614	2983
90.0	3613	2950	2645	2555	2645	2950	3613

(cd/m²)