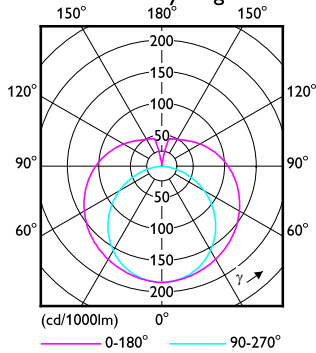


1 x TLED 16W 4000K 9290012752

1 x 1850 lm

Polar intensity diagram

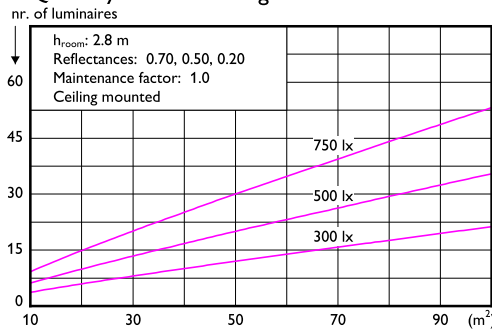


Light output ratio 1.00  
 Service upward 0.28  
 Service downward 0.72

CIE flux code 35 63 84 72 100

UGRcen (4Hx8H, 0.25H) 26

Quantity estimation diagram

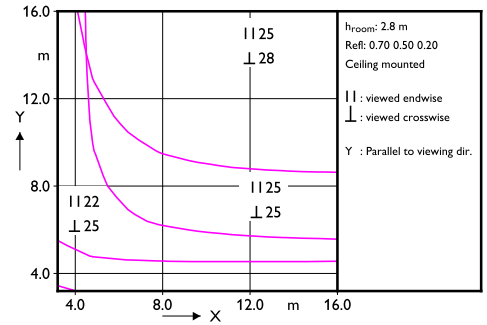


Utilisation factor table

Room Index k	Reflectances (%) for ceiling, walls and working plane (CIE)												
	0.80			0.70			0.50			0.30			0.00
	0.80	0.80	0.80	0.70	0.70	0.70	0.50	0.50	0.50	0.30	0.30	0.30	0.00
0.30	0.10	0.10	0.10	0.30	0.20	0.10	0.10	0.10	0.10	0.10	0.10	0.10	0.00
0.60	0.39	0.38	0.38	0.37	0.36	0.28	0.26	0.22	0.24	0.20	0.16	0.16	0.00
0.80	0.49	0.46	0.47	0.45	0.44	0.36	0.33	0.28	0.30	0.26	0.21	0.21	0.00
1.00	0.57	0.53	0.54	0.52	0.50	0.43	0.39	0.34	0.36	0.31	0.26	0.26	0.00
1.25	0.65	0.59	0.61	0.59	0.57	0.49	0.45	0.40	0.41	0.37	0.30	0.30	0.00
1.50	0.71	0.64	0.67	0.64	0.61	0.54	0.49	0.45	0.45	0.41	0.34	0.34	0.00
2.00	0.80	0.72	0.75	0.72	0.68	0.62	0.57	0.52	0.51	0.48	0.40	0.40	0.00
2.50	0.87	0.76	0.81	0.77	0.73	0.67	0.61	0.57	0.56	0.52	0.44	0.44	0.00
3.00	0.91	0.80	0.86	0.81	0.76	0.71	0.65	0.61	0.59	0.56	0.48	0.48	0.00
4.00	0.98	0.84	0.91	0.86	0.81	0.76	0.70	0.66	0.64	0.61	0.52	0.52	0.00
5.00	1.02	0.87	0.95	0.89	0.84	0.80	0.73	0.70	0.66	0.64	0.55	0.55	0.00

Ceiling mounted

UGR diagram



Luminance Table

Plane Cone	0.0	15.0	30.0	45.0	60.0	75.0	90.0
45.0	11523	11345	11555	11814	12517	14326	17287
50.0	11199	10986	11181	11319	11902	13703	16855
55.0	10924	10676	10856	10866	11316	13041	16310
60.0	10718	10434	10601	10477	10781	12348	15627
65.0	10565	10237	10381	10111	10245	11567	14711
70.0	10467	10103	10241	9825	9784	10736	13475
75.0	10436	10031	10162	9602	9383	9833	11729
80.0	10476	10031	10164	9499	9159	8981	9212
85.0	10597	10123	10283	9521	9076	8347	5529
90.0	10826	10317	10515	9699	9231	8760	2476

(cd/m<sup>2</sup>)