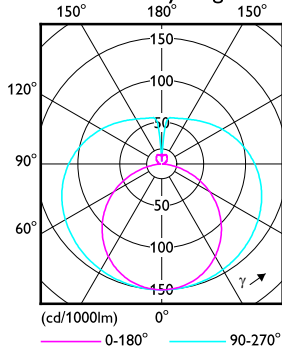


## 1 x TLED 7.7W 4000K 9290043204

1 x 900 lm

Polar intensity diagram

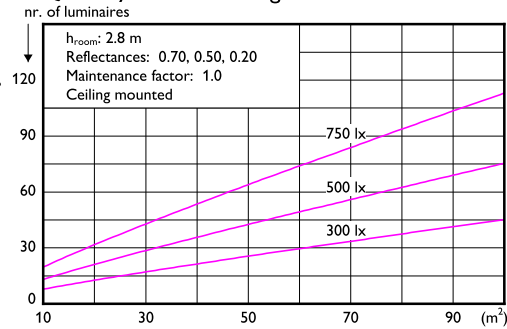


Light output ratio 1.00  
 Service upward 0.35  
 Service downward 0.65

CIE flux code 33 60 82 65 100

UGRcen (4Hx8H, 0.25H) 27

Quantity estimation diagram

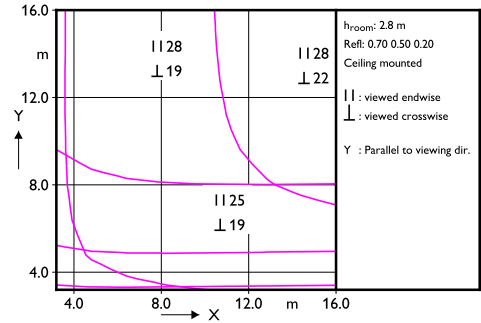


Utilisation factor table

Room Index k	Reflectances (%) for ceiling, walls and working plane (CIE)												
	0.80 0.80			0.70 0.70 0.70 0.70			0.50 0.50			0.30 0.30			0.00
	0.80	0.50	0.30	0.80	0.50	0.30	0.80	0.50	0.30	0.80	0.50	0.30	0.00
0.60	0.38	0.37	0.36	0.35	0.35	0.27	0.25	0.20	0.22	0.18	0.14	0.00	
0.80	0.48	0.45	0.45	0.44	0.42	0.35	0.31	0.26	0.28	0.24	0.18	0.00	
1.00	0.55	0.51	0.52	0.50	0.49	0.41	0.37	0.32	0.32	0.28	0.22	0.00	
1.25	0.63	0.58	0.59	0.57	0.55	0.47	0.42	0.37	0.37	0.33	0.26	0.00	
1.50	0.69	0.63	0.64	0.62	0.59	0.52	0.47	0.42	0.41	0.37	0.29	0.00	
2.00	0.78	0.70	0.73	0.69	0.66	0.60	0.53	0.49	0.47	0.44	0.35	0.00	
2.50	0.85	0.75	0.79	0.74	0.71	0.65	0.58	0.54	0.51	0.48	0.39	0.00	
3.00	0.89	0.78	0.83	0.78	0.74	0.69	0.61	0.58	0.55	0.52	0.42	0.00	
4.00	0.96	0.83	0.89	0.83	0.78	0.74	0.66	0.63	0.59	0.56	0.46	0.00	
5.00	1.00	0.86	0.93	0.86	0.81	0.77	0.69	0.66	0.62	0.59	0.48	0.00	

Ceiling mounted

UGR diagram



Luminance Table

Plane Cone	0.0	15.0	30.0	45.0	60.0	75.0	90.0
45.0	4246	4495	5034	5950	7224	8934	11387
50.0	3803	4113	4735	5778	7232	9225	12224
55.0	3353	3733	4451	5644	7285	9607	13328
60.0	2883	3356	4186	5545	7402	10121	14817
65.0	2392	2979	3941	5495	7589	10797	16887
70.0	1875	2604	3721	5492	7857	11684	19895
75.0	1338	2246	3539	5545	8234	12887	24646
80.0	798	1922	3415	5677	8754	14570	33270
85.0	310	1663	3360	5884	9468	17061	53588
90.0	48	1535	3395	6221	10502	21116	159325

(cd/m<sup>2</sup>)

2025-11-21