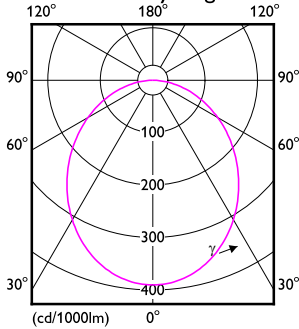
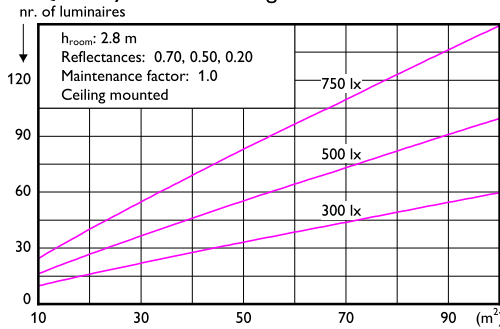


DN020B G4 LED6 7W D100 1 x 9290032786 3000K
1 x 550 lm

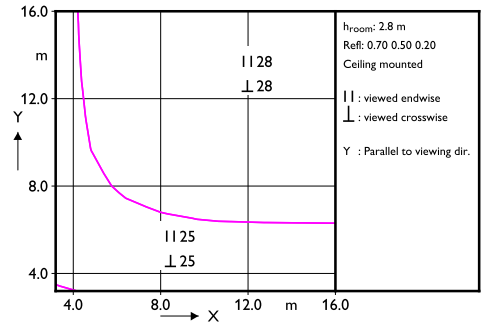
Polar intensity diagram



Quantity estimation diagram



UGR diagram



Light output ratio 1.00
Service upward 0.00
Service downward 1.00
CIE flux code 49 80 95 100 100
UGRcen (4Hx8H, 0.25H) 26

Utilisation factor table

Room Index k	Reflectances (%) for ceiling, walls and working plane (CIE)												
	0.80			0.70			0.50			0.30			0.00
	0.80	0.80	0.70	0.70	0.70	0.70	0.50	0.50	0.30	0.30	0.30	0.00	
0.30	0.10	0.10	0.30	0.20	0.10	0.10	0.10	0.10	0.10	0.10	0.10	0.00	
0.60	0.49	0.47	0.49	0.47	0.46	0.39	0.39	0.34	0.38	0.34	0.32	0.00	
0.80	0.60	0.56	0.59	0.57	0.56	0.48	0.48	0.43	0.47	0.42	0.40	0.00	
1.00	0.69	0.64	0.68	0.65	0.63	0.56	0.55	0.50	0.54	0.50	0.48	0.00	
1.25	0.77	0.71	0.76	0.73	0.70	0.63	0.62	0.58	0.61	0.57	0.55	0.00	
1.50	0.84	0.76	0.82	0.78	0.75	0.69	0.68	0.63	0.67	0.63	0.60	0.00	
2.00	0.94	0.84	0.91	0.87	0.83	0.77	0.76	0.72	0.75	0.71	0.69	0.00	
2.50	1.00	0.88	0.97	0.92	0.87	0.83	0.81	0.78	0.80	0.77	0.74	0.00	
3.00	1.05	0.92	1.02	0.96	0.91	0.86	0.85	0.82	0.83	0.81	0.78	0.00	
4.00	1.11	0.96	1.07	1.00	0.95	0.91	0.89	0.87	0.88	0.86	0.83	0.00	
5.00	1.14	0.98	1.11	1.03	0.97	0.94	0.92	0.90	0.91	0.89	0.86	0.00	

Ceiling mounted

Luminance Table

Plane Cone	0.0	15.0	30.0	45.0	60.0	75.0	90.0
45.0	16797	16797	16797	16797	16797	16797	16797
50.0	16162	16162	16162	16162	16162	16162	16162
55.0	15515	15515	15515	15515	15515	15515	15515
60.0	14858	14858	14858	14858	14858	14858	14858
65.0	14174	14174	14174	14174	14174	14174	14174
70.0	13457	13457	13457	13457	13457	13457	13457
75.0	12662	12662	12662	12662	12662	12662	12662
80.0	11713	11713	11713	11713	11713	11713	11713
85.0	10229	10229	10229	10229	10229	10229	10229
90.0	7419	7419	7419	7419	7419	7419	7419

(cd/m²)