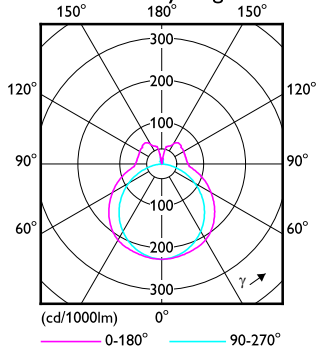


1 x PLED 20W 4000K 9290042995

1 x 2400 lm

Polar intensity diagram

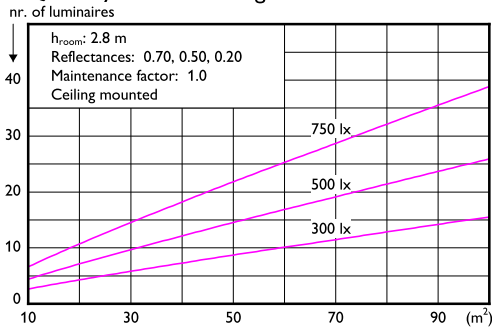


Light output ratio 1.00
 Service upward 0.24
 Service downward 0.76

CIE flux code 41 71 90 76 100

UGRcen (4Hx8H, 0.25H) 29

Quantity estimation diagram

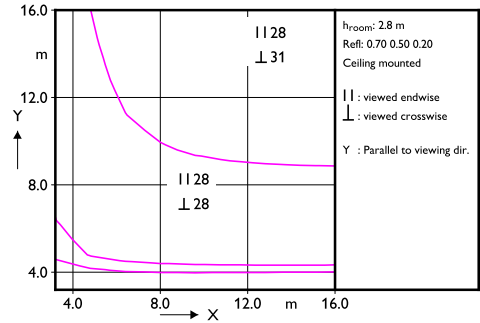


Utilisation factor table

Room Index k	Reflectances (%) for ceiling, walls and working plane (CIE)												
	0.80 0.80			0.70 0.70 0.70 0.70			0.50 0.50			0.30 0.30			0.00
	0.80	0.50	0.30	0.80	0.50	0.30	0.80	0.50	0.30	0.80	0.50	0.30	0.00
0.60	0.42	0.40	0.41	0.40	0.39	0.32	0.30	0.25	0.28	0.24	0.20	0.00	
0.80	0.52	0.49	0.50	0.49	0.47	0.40	0.37	0.32	0.35	0.30	0.26	0.00	
1.00	0.61	0.56	0.58	0.56	0.54	0.47	0.43	0.39	0.40	0.36	0.31	0.00	
1.25	0.69	0.63	0.65	0.63	0.60	0.53	0.50	0.45	0.46	0.42	0.36	0.00	
1.50	0.75	0.68	0.71	0.68	0.65	0.59	0.54	0.50	0.50	0.47	0.41	0.00	
2.00	0.84	0.75	0.80	0.76	0.72	0.66	0.62	0.58	0.57	0.54	0.47	0.00	
2.50	0.91	0.80	0.86	0.81	0.77	0.72	0.67	0.63	0.62	0.59	0.52	0.00	
3.00	0.95	0.84	0.90	0.85	0.80	0.76	0.70	0.67	0.65	0.62	0.55	0.00	
4.00	1.02	0.88	0.96	0.90	0.84	0.81	0.75	0.72	0.69	0.67	0.59	0.00	
5.00	1.05	0.91	0.99	0.93	0.87	0.84	0.78	0.75	0.72	0.70	0.62	0.00	

Ceiling mounted

UGR diagram



Luminance Table

Plane Cone	0.0	15.0	30.0	45.0	60.0	75.0	90.0
45.0	38824	38243	38607	39105	40550	42920	46458
50.0	36937	36297	36656	37198	38777	41107	44779
55.0	35008	34308	34658	35156	36765	39007	42767
60.0	33107	32319	32624	32966	34463	36548	40327
65.0	31260	30353	30579	30640	31865	33689	37358
70.0	29418	28392	28540	28221	29030	30286	33353
75.0	27570	26419	26480	25777	26139	26310	27731
80.0	25707	24493	24542	23256	22862	21535	19864
85.0	24525	23043	22896	20982	19703	16588	8876
90.0	26866	25194	25224	22923	21382	18207	2724

(cd/m²)

s25070012a

2026-02-24