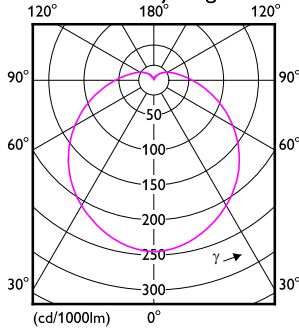


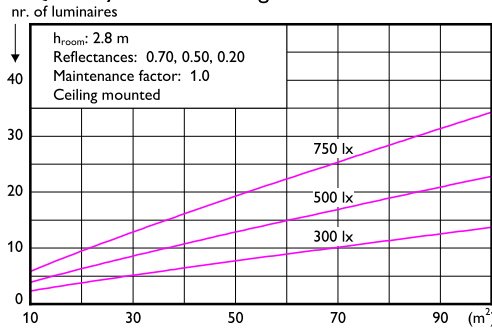
1 x 9290036300 24.0W 6500K

1 x 2700 lm

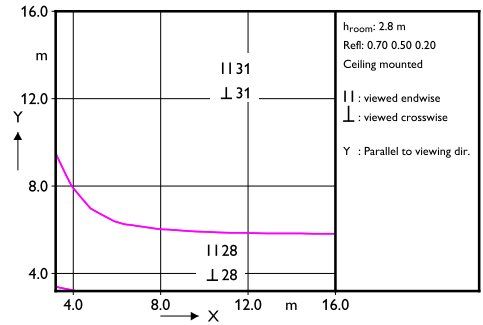
Polar intensity diagram



Quantity estimation diagram



UGR diagram



Light output ratio 1.00
 Service upward 0.15
 Service downward 0.85

CIE flux code 39 67 87 85 100

UGRcen (4Hx8H, 0.25H) 30

Utilisation factor table

Room Index k	Reflectances (%) for ceiling, walls and working plane (CIE)											
	0.80		0.70		0.50		0.30		0.10		0.00	
	0.80	0.50	0.70	0.50	0.70	0.50	0.30	0.10	0.30	0.10	0.10	0.00
0.60	0.42	0.40	0.41	0.40	0.39	0.32	0.30	0.25	0.29	0.25	0.22	0.00
0.80	0.52	0.49	0.50	0.49	0.48	0.40	0.38	0.33	0.36	0.31	0.28	0.00
1.00	0.60	0.56	0.58	0.56	0.54	0.46	0.44	0.39	0.42	0.37	0.33	0.00
1.25	0.68	0.63	0.65	0.63	0.61	0.53	0.50	0.45	0.48	0.43	0.39	0.00
1.50	0.75	0.68	0.71	0.68	0.65	0.58	0.55	0.50	0.52	0.48	0.43	0.00
2.00	0.84	0.75	0.80	0.76	0.73	0.66	0.63	0.58	0.60	0.56	0.50	0.00
2.50	0.91	0.80	0.86	0.82	0.78	0.72	0.68	0.64	0.64	0.61	0.55	0.00
3.00	0.95	0.83	0.91	0.86	0.81	0.76	0.72	0.68	0.68	0.65	0.59	0.00
4.00	1.02	0.88	0.97	0.91	0.85	0.81	0.77	0.74	0.73	0.70	0.64	0.00
5.00	1.06	0.91	1.01	0.94	0.88	0.84	0.80	0.77	0.76	0.73	0.67	0.00

Ceiling mounted

Luminance Table

Plane Cone	0.0	15.0	30.0	45.0	60.0	75.0	90.0
45.0	60411	55294	52498	51608	52498	55294	60411
50.0	56783	51517	48679	47781	48679	51517	56783
55.0	53182	47810	44956	44059	44956	47810	53182
60.0	49687	44238	41386	40495	41386	44238	49687
65.0	46245	40748	37915	37037	37915	40748	46245
70.0	42963	37429	34625	33762	34625	37429	42963
75.0	39874	34300	31529	30683	31529	34300	39874
80.0	37103	31456	28709	27879	28709	31456	37103
85.0	34739	28955	26211	25391	26211	28955	34739
90.0	33100	27026	24231	23405	24231	27026	33100

(cd/m²)