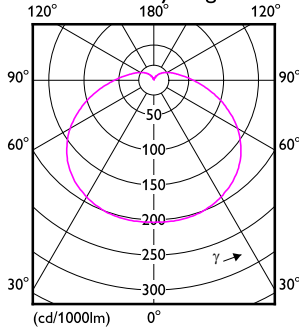


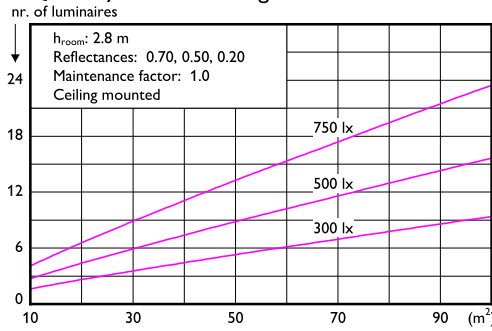
**1 x 9290036306 40.0W 6500K**

1 x 4000 lm

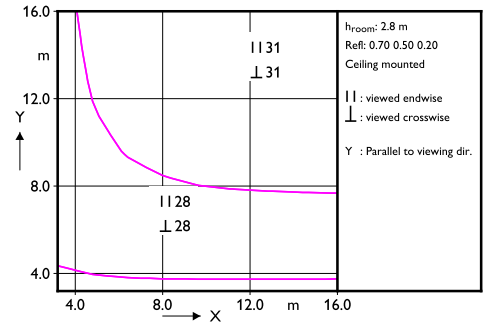
**Polar intensity diagram**



**Quantity estimation diagram**



**UGR diagram**



Light output ratio 1.00  
 Service upward 0.15  
 Service downward 0.85

CIE flux code 36 65 86 85 100

UGRcen (4Hx8H, 0.25H) 29

**Utilisation factor table**

Room Index k	Reflectances (%) for ceiling, walls and working plane (CIE)												
	0.80			0.70			0.50			0.30			0.00
	0.80	0.80	0.70	0.70	0.70	0.70	0.50	0.50	0.30	0.30	0.30	0.00	
0.30	0.10	0.10	0.30	0.20	0.10	0.10	0.10	0.10	0.10	0.10	0.10	0.00	
0.60	0.41	0.39	0.39	0.38	0.38	0.30	0.28	0.24	0.27	0.23	0.20	0.00	
0.80	0.51	0.48	0.49	0.47	0.46	0.38	0.36	0.31	0.34	0.29	0.26	0.00	
1.00	0.59	0.55	0.56	0.55	0.53	0.45	0.42	0.37	0.40	0.35	0.31	0.00	
1.25	0.67	0.61	0.64	0.62	0.59	0.51	0.49	0.43	0.46	0.41	0.37	0.00	
1.50	0.73	0.66	0.70	0.67	0.64	0.57	0.54	0.49	0.51	0.46	0.42	0.00	
2.00	0.83	0.74	0.79	0.75	0.72	0.65	0.61	0.57	0.58	0.54	0.49	0.00	
2.50	0.89	0.79	0.85	0.81	0.77	0.71	0.67	0.62	0.63	0.59	0.54	0.00	
3.00	0.94	0.83	0.90	0.85	0.80	0.75	0.71	0.67	0.67	0.63	0.58	0.00	
4.00	1.01	0.87	0.96	0.90	0.85	0.80	0.76	0.72	0.72	0.69	0.63	0.00	
5.00	1.05	0.90	1.00	0.93	0.88	0.84	0.79	0.76	0.75	0.72	0.66	0.00	

Ceiling mounted

**Luminance Table**

Plane Cone	0.0	15.0	30.0	45.0	60.0	75.0	90.0
45.0	41270	37788	35885	35279	35885	37788	41270
50.0	39685	36018	34040	33415	34040	36018	39685
55.0	37907	34091	32061	31423	32061	34091	37907
60.0	35985	32050	29989	29346	29989	32050	35985
65.0	33794	29788	27722	27081	27722	29788	33794
70.0	31437	27396	25348	24718	25348	27396	31437
75.0	29058	25002	22986	22370	22986	25002	29058
80.0	26796	22722	20741	20141	20741	22722	26796
85.0	24790	20665	18708	18122	18708	20665	24790
90.0	23298	19023	17055	16474	17055	19023	23298

(cd/m<sup>2</sup>)