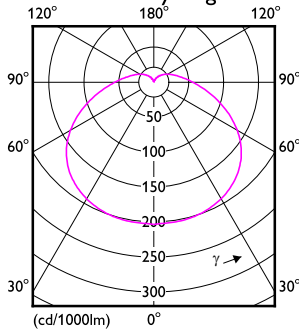


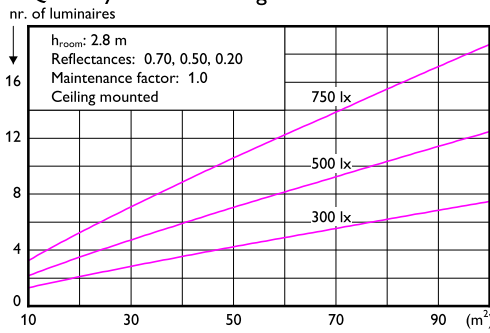
**1 x 9290036309 50.0W 6500K**

1 x 5000 lm

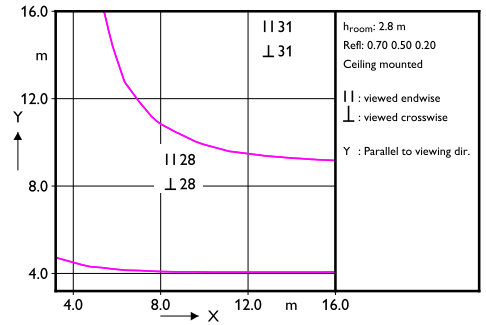
**Polar intensity diagram**



**Quantity estimation diagram**



**UGR diagram**



Light output ratio 1.00  
 Service upward 0.15  
 Service downward 0.85

CIE flux code 36 65 87 85 100

UGRcen (4Hx8H, 0.25H) 29

**Utilisation factor table**

Room Index k	Reflectances (%) for ceiling, walls and working plane (CIE)											
	0.80		0.70		0.50		0.30		0.10		0.00	
	0.80	0.50	0.70	0.50	0.70	0.50	0.30	0.10	0.30	0.10	0.30	0.10
0.60	0.41	0.39	0.39	0.39	0.38	0.30	0.29	0.24	0.27	0.23	0.20	0.20
0.80	0.51	0.48	0.49	0.47	0.46	0.38	0.36	0.31	0.34	0.29	0.26	0.26
1.00	0.59	0.55	0.56	0.55	0.53	0.45	0.42	0.37	0.40	0.35	0.31	0.31
1.25	0.67	0.61	0.64	0.62	0.59	0.52	0.49	0.44	0.46	0.42	0.37	0.37
1.50	0.73	0.66	0.70	0.67	0.64	0.57	0.54	0.49	0.51	0.47	0.42	0.42
2.00	0.83	0.74	0.79	0.75	0.72	0.65	0.62	0.57	0.58	0.54	0.49	0.49
2.50	0.90	0.79	0.86	0.81	0.77	0.71	0.67	0.63	0.63	0.60	0.54	0.54
3.00	0.95	0.83	0.90	0.85	0.80	0.75	0.71	0.67	0.67	0.64	0.58	0.58
4.00	1.01	0.88	0.96	0.90	0.85	0.81	0.76	0.73	0.72	0.69	0.63	0.63
5.00	1.06	0.91	1.00	0.94	0.88	0.84	0.80	0.77	0.75	0.73	0.67	0.67

Ceiling mounted

**Luminance Table**

Plane Cone	0.0	15.0	30.0	45.0	60.0	75.0	90.0
45.0	37222	34074	32354	31807	32354	34074	37222
50.0	35805	32489	30702	30137	30702	32489	35805
55.0	34178	30731	28898	28322	28898	30731	34178
60.0	32241	28710	26860	26283	26860	28710	32241
65.0	30096	26523	24681	24110	24681	26523	30096
70.0	27793	24216	22404	21846	22404	24216	27793
75.0	25550	21981	20206	19665	20206	21981	25550
80.0	23541	19960	18217	17691	18217	19960	23541
85.0	21868	18228	16501	15985	16501	18228	21868
90.0	20675	16881	15135	14620	15135	16881	20675

(cd/m<sup>2</sup>)