1 x 9290035427 4.9W 4000K

1 x 470 lm

Polar intensity diagram

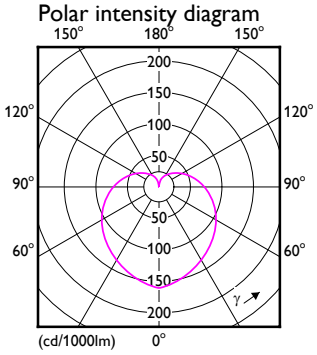

Quantity estimation diagram

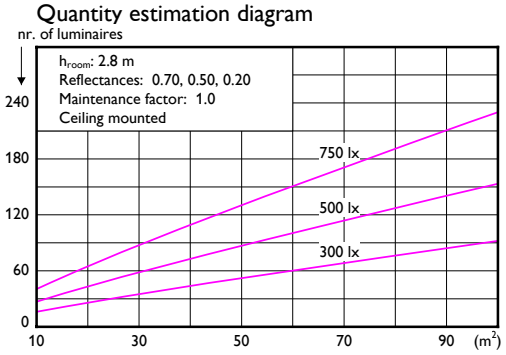

UGR diagram

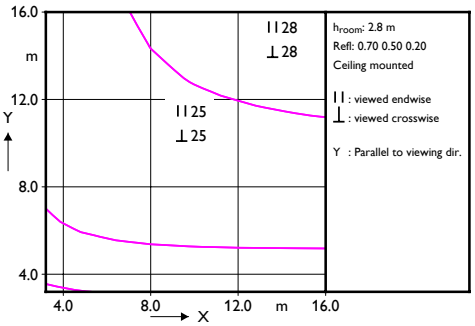

Light output ratio	0.93
Service upward	0.26
Service downward	0.67
CIE flux code	32 59 81 72 93
UGRcen (4Hx8H, 0.25H)	25

Utilisation factor table

Room Index k	Reflectances (%) for ceiling, walls and working plane (CIE)										
	0.80	0.80	0.70	0.70	0.70	0.70	0.50	0.50	0.30	0.30	0.00
	0.50	0.50	0.50	0.50	0.50	0.30	0.30	0.10	0.30	0.10	0.00
	0.30	0.10	0.30	0.20	0.10	0.10	0.10	0.10	0.10	0.10	0.00
0.60	0.36	0.34	0.34	0.33	0.32	0.25	0.23	0.19	0.21	0.17	0.14
0.80	0.44	0.42	0.42	0.41	0.40	0.32	0.29	0.25	0.27	0.23	0.18
1.00	0.52	0.48	0.49	0.47	0.45	0.38	0.35	0.30	0.31	0.27	0.22
1.25	0.59	0.54	0.55	0.53	0.51	0.44	0.40	0.35	0.36	0.32	0.26
1.50	0.64	0.58	0.61	0.58	0.56	0.49	0.44	0.40	0.40	0.36	0.30
2.00	0.73	0.65	0.68	0.65	0.62	0.56	0.51	0.46	0.46	0.42	0.35
2.50	0.79	0.70	0.74	0.70	0.66	0.61	0.55	0.51	0.50	0.47	0.39
3.00	0.83	0.73	0.78	0.74	0.70	0.64	0.59	0.55	0.53	0.50	0.42
4.00	0.89	0.77	0.84	0.78	0.74	0.69	0.63	0.60	0.58	0.55	0.46
5.00	0.93	0.80	0.87	0.82	0.77	0.73	0.66	0.63	0.60	0.58	0.49

Ceiling mounted

Luminance Table

Plane / Cone	0.0	15.0	30.0	45.0	60.0	75.0	90.0
45.0	12048	10931	10329	10139	10329	10931	12048
50.0	11688	10511	9885	9689	9885	10511	11688
55.0	11399	10159	9508	9305	9508	10159	11399
60.0	11167	9859	9182	8972	9182	9859	11167
65.0	10997	9612	8907	8689	8907	9612	10997
70.0	10892	9419	8681	8455	8681	9419	10892
75.0	10848	9272	8495	8260	8495	9272	10848
80.0	10890	9186	8363	8115	8363	9186	10890
85.0	11020	9157	8278	8015	8278	9157	11020
90.0	11267	9199	8248	7967	8248	9199	11267

(cd/m²)

2022-06-16