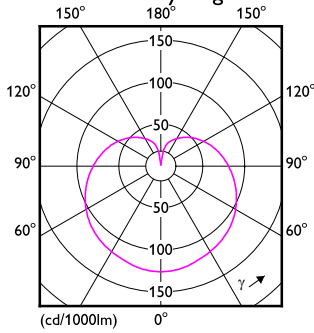


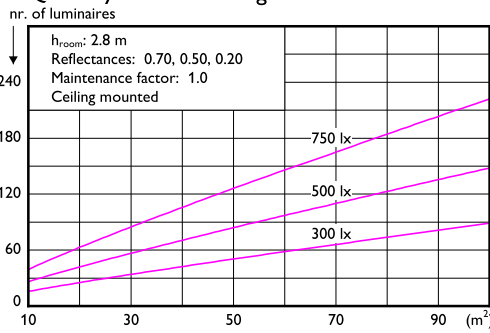
1 x 9290029704 5W 6500K

1 x 470 lm

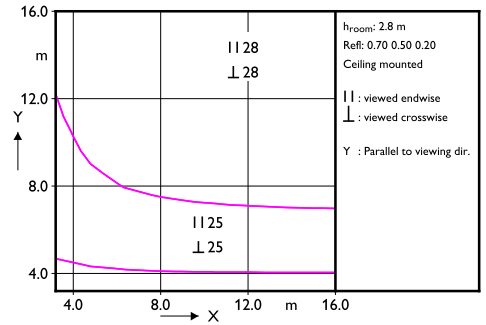
Polar intensity diagram



Quantity estimation diagram



UGR diagram



Light output ratio 1.00
 Service upward 0.36
 Service downward 0.64

CIE flux code 29 55 79 64 100

UGRcen (4Hx8H, 0.25H) 27

Utilisation factor table

Room Index k	Reflectances (%) for ceiling, walls and working plane (CIE)												
	0.80			0.70			0.50			0.30			0.00
	0.80	0.80	0.70	0.70	0.70	0.70	0.50	0.50	0.30	0.30	0.30	0.00	
0.30	0.10	0.30	0.20	0.10	0.10	0.10	0.10	0.10	0.10	0.10	0.10	0.00	
0.60	0.37	0.35	0.35	0.34	0.33	0.26	0.23	0.18	0.20	0.16	0.12	0.00	
0.80	0.46	0.43	0.43	0.42	0.41	0.33	0.29	0.24	0.26	0.21	0.16	0.00	
1.00	0.54	0.50	0.50	0.48	0.47	0.39	0.34	0.29	0.30	0.26	0.20	0.00	
1.25	0.61	0.56	0.57	0.55	0.53	0.45	0.40	0.35	0.35	0.31	0.23	0.00	
1.50	0.67	0.61	0.62	0.60	0.57	0.50	0.44	0.39	0.39	0.35	0.27	0.00	
2.00	0.76	0.68	0.71	0.67	0.64	0.57	0.51	0.46	0.45	0.41	0.32	0.00	
2.50	0.83	0.73	0.77	0.73	0.69	0.63	0.56	0.51	0.49	0.46	0.36	0.00	
3.00	0.87	0.77	0.81	0.76	0.72	0.67	0.59	0.55	0.52	0.49	0.39	0.00	
4.00	0.94	0.81	0.87	0.82	0.77	0.72	0.64	0.61	0.57	0.54	0.43	0.00	
5.00	0.98	0.84	0.91	0.85	0.80	0.76	0.67	0.64	0.60	0.57	0.46	0.00	

Ceiling mounted

Luminance Table

Plane Cone	0.0	15.0	30.0	45.0	60.0	75.0	90.0
45.0	19809	17961	16966	16651	16966	17961	19809
50.0	19574	17591	16538	16207	16538	17591	19574
55.0	19426	17300	16187	15839	16187	17300	19426
60.0	19344	17066	15890	15525	15890	17066	19344
65.0	19379	16928	15681	15297	15681	16928	19379
70.0	19551	16897	15569	15162	15569	16897	19551
75.0	19830	16940	15518	15086	15518	16940	19830
80.0	20330	17142	15605	15141	15605	17142	20330
85.0	21077	17511	15827	15325	15827	17511	21077
90.0	22142	18078	16209	15656	16209	18078	22142

(cd/m²)