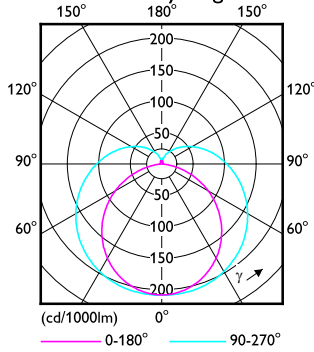


## 1 x 2500LM 4000K 9290020164

1 x 2500 lm

Polar intensity diagram

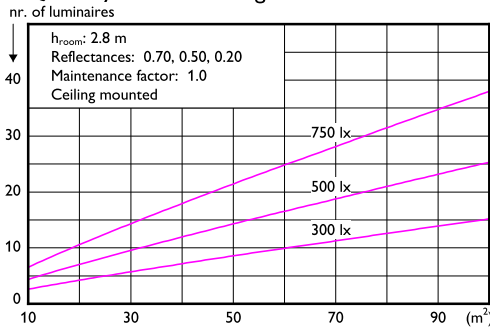


Light output ratio 1.00  
 Service upward 0.20  
 Service downward 0.80

CIE flux code 37 65 86 80 100

UGRcen (4Hx8H, 0.25H) 29

Quantity estimation diagram

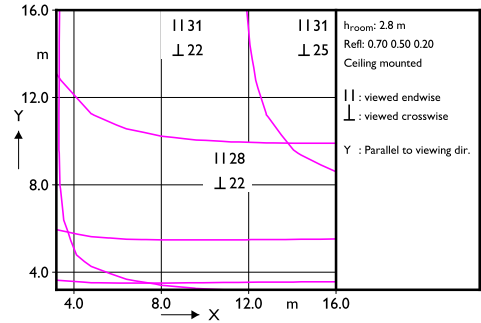


Utilisation factor table

| Room Index k | Reflectances (%) for ceiling, walls and working plane (CIE) |      |      |                     |      |      |           |      |      |           |      |      |      |
|--------------|---|------|------|---------------------|------|------|-----------|------|------|-----------|------|------|------|
|              | 0.80 0.80   |      |      | 0.70 0.70 0.70 0.70 |      |      | 0.50 0.50 |      |      | 0.30 0.30 |      |      | 0.00 |
|              | 0.80  | 0.50 | 0.30 | 0.80                | 0.50 | 0.30 | 0.80      | 0.50 | 0.30 | 0.80      | 0.50 | 0.30 | 0.00 |
| 0.60         | 0.41  | 0.39 | 0.39 | 0.39                | 0.38 | 0.30 | 0.28      | 0.24 | 0.27 | 0.22      | 0.19 |      |      |
| 0.80         | 0.51  | 0.48 | 0.49 | 0.47                | 0.46 | 0.38 | 0.36      | 0.31 | 0.33 | 0.29      | 0.25 |      |      |
| 1.00         | 0.59  | 0.54 | 0.56 | 0.54                | 0.52 | 0.45 | 0.42      | 0.37 | 0.39 | 0.35      | 0.30 |      |      |
| 1.25         | 0.67  | 0.61 | 0.64 | 0.61                | 0.59 | 0.51 | 0.48      | 0.43 | 0.45 | 0.40      | 0.35 |      |      |
| 1.50         | 0.73  | 0.66 | 0.69 | 0.66                | 0.64 | 0.56 | 0.53      | 0.48 | 0.49 | 0.45      | 0.39 |      |      |
| 2.00         | 0.82  | 0.74 | 0.78 | 0.74                | 0.71 | 0.64 | 0.60      | 0.56 | 0.56 | 0.52      | 0.46 |      |      |
| 2.50         | 0.89  | 0.78 | 0.84 | 0.80                | 0.76 | 0.70 | 0.65      | 0.61 | 0.61 | 0.57      | 0.51 |      |      |
| 3.00         | 0.94  | 0.82 | 0.89 | 0.84                | 0.79 | 0.74 | 0.69      | 0.65 | 0.64 | 0.61      | 0.54 |      |      |
| 4.00         | 1.00  | 0.87 | 0.95 | 0.89                | 0.84 | 0.79 | 0.74      | 0.71 | 0.69 | 0.66      | 0.59 |      |      |
| 5.00         | 1.04  | 0.90 | 0.99 | 0.92                | 0.86 | 0.83 | 0.77      | 0.74 | 0.72 | 0.70      | 0.62 |      |      |

Ceiling mounted

UGR diagram



Luminance Table

| Plane Cone | 0.0  | 15.0 | 30.0 | 45.0  | 60.0  | 75.0  | 90.0   |
|------------|------|------|------|-------|-------|-------|--------|
| 45.0       | 7857 | 8505 | 9495 | 10958 | 12956 | 16003 | 20832  |
| 50.0       | 6993 | 7743 | 8846 | 10463 | 12647 | 16096 | 21894  |
| 55.0       | 6111 | 6977 | 8204 | 9990  | 12377 | 16289 | 23328  |
| 60.0       | 5190 | 6190 | 7557 | 9533  | 12143 | 16602 | 25296  |
| 65.0       | 4253 | 5411 | 6941 | 9142  | 11985 | 17084 | 28054  |
| 70.0       | 3277 | 4611 | 6324 | 8778  | 11887 | 17792 | 32204  |
| 75.0       | 2250 | 3787 | 5710 | 8461  | 11881 | 18838 | 39012  |
| 80.0       | 1240 | 2993 | 5140 | 8224  | 12021 | 20443 | 52076  |
| 85.0       | 417  | 2341 | 4672 | 8067  | 12358 | 23026 | 86702  |
| 90.0       | 52   | 2026 | 4432 | 8036  | 12998 | 27486 | 412816 |

(cd/m<sup>2</sup>)

2018-12-13