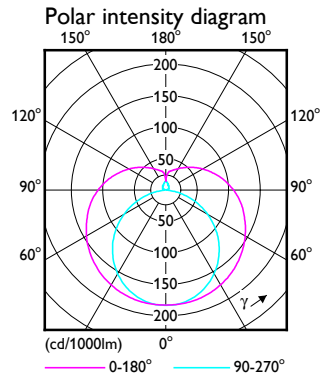


929001823204 1 x TLED InstantFit T5 HE 2ft 1000

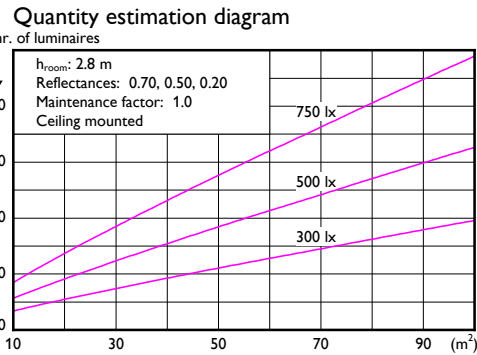
1 x 1000 lm



Light output ratio 1.00  
 Service upward 0.26  
 Service downward 0.74

CIE flux code 35 63 84 74 100

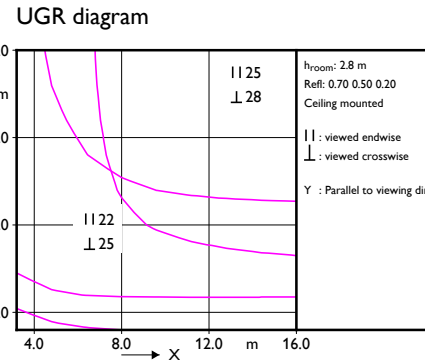
UGRcen (4Hx8H, 0.25H) 26



Utilisation factor table

Room Index k	Reflectances (%) for ceiling, walls and working plane (CIE)											
	0.80	0.80	0.70	0.70	0.70	0.70	0.50	0.50	0.30	0.30	0.00	0.00
0.50	0.50	0.50	0.50	0.50	0.30	0.30	0.10	0.30	0.10	0.00	0.00	0.00
0.30	0.10	0.30	0.20	0.10	0.10	0.10	0.10	0.10	0.10	0.00	0.00	0.00
0.60	0.40	0.38	0.38	0.37	0.36	0.29	0.26	0.22	0.24	0.20	0.17	0.17
0.80	0.49	0.46	0.47	0.45	0.44	0.36	0.34	0.29	0.31	0.26	0.22	0.22
1.00	0.57	0.53	0.54	0.52	0.51	0.43	0.39	0.34	0.36	0.32	0.26	0.26
1.25	0.65	0.60	0.61	0.59	0.57	0.49	0.45	0.40	0.42	0.37	0.31	0.31
1.50	0.71	0.64	0.67	0.64	0.62	0.54	0.50	0.45	0.46	0.42	0.35	0.35
2.00	0.80	0.72	0.76	0.72	0.69	0.62	0.57	0.53	0.52	0.48	0.41	0.41
2.50	0.87	0.77	0.82	0.77	0.73	0.67	0.62	0.58	0.57	0.53	0.46	0.46
3.00	0.92	0.80	0.86	0.81	0.77	0.71	0.66	0.62	0.60	0.57	0.49	0.49
4.00	0.98	0.85	0.92	0.86	0.81	0.77	0.71	0.67	0.65	0.62	0.53	0.53
5.00	1.02	0.88	0.96	0.90	0.84	0.80	0.74	0.71	0.68	0.65	0.56	0.56

Ceiling mounted



Luminance Table

Plane Cone	0.0	15.0	30.0	45.0	60.0	75.0	90.0
45.0	10233	10201	10244	10429	10922	12045	14614
50.0	9954	9903	9891	10003	10387	11419	14196
55.0	9722	9644	9592	9605	9851	10718	13629
60.0	9531	9471	9341	9267	9324	9975	13011
65.0	9386	9302	9133	8974	8840	9153	12127
70.0	9298	9208	9004	8759	8424	8283	11009
75.0	9306	9136	8974	8644	8112	7415	9464
80.0	9367	9239	9023	8603	7893	6554	7241
85.0	9470	9339	9097	8637	7848	5905	4099
90.0	9624	9485	9270	8862	7994	5834	1734

(cd/m<sup>2</sup>)

2017-11-14