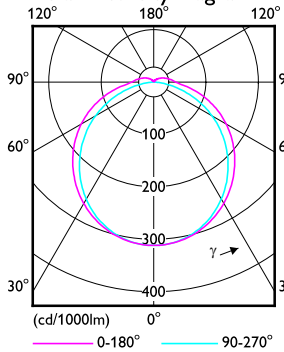


1 x PLT 18.5W 4000K 9290035770

1 x 2250 lm

Polar intensity diagram

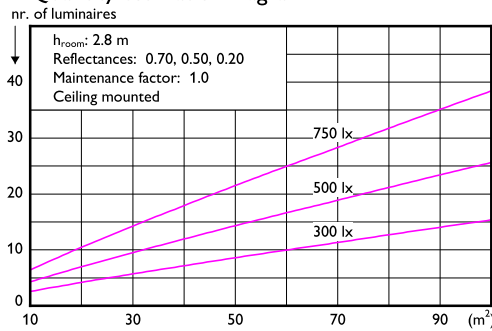


Light output ratio 0.99  
 Service upward 0.05  
 Service downward 0.94

CIE flux code 45 75 93 95 99

UGRcen (4Hx8H, 0.25H) 33

Quantity estimation diagram

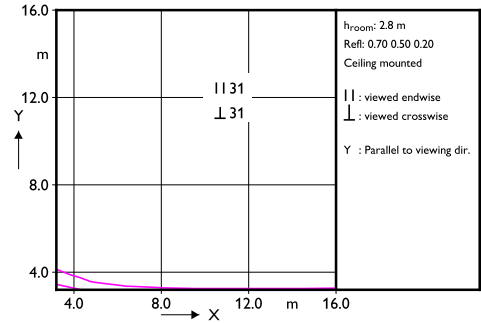


Utilisation factor table

Room Index k	Reflectances (%) for ceiling, walls and working plane (CIE)												
	0.80 0.80			0.70 0.70 0.70 0.70			0.50 0.50			0.30 0.30			0.00
	0.80	0.50	0.30	0.80	0.50	0.30	0.80	0.50	0.30	0.80	0.50	0.30	0.00
0.60	0.46	0.44	0.45	0.44	0.43	0.36	0.35	0.30	0.34	0.30	0.28	0.28	
0.80	0.56	0.53	0.55	0.53	0.52	0.44	0.43	0.38	0.42	0.38	0.35	0.35	
1.00	0.65	0.60	0.63	0.61	0.59	0.52	0.50	0.45	0.49	0.45	0.42	0.42	
1.25	0.73	0.67	0.71	0.68	0.66	0.59	0.57	0.52	0.56	0.51	0.48	0.48	
1.50	0.79	0.72	0.77	0.74	0.71	0.64	0.62	0.58	0.61	0.57	0.53	0.53	
2.00	0.89	0.80	0.86	0.82	0.78	0.72	0.70	0.66	0.69	0.65	0.62	0.62	
2.50	0.96	0.85	0.92	0.87	0.83	0.78	0.76	0.72	0.74	0.70	0.67	0.67	
3.00	1.00	0.88	0.97	0.91	0.86	0.82	0.80	0.76	0.77	0.75	0.71	0.71	
4.00	1.07	0.92	1.03	0.96	0.91	0.87	0.84	0.82	0.82	0.80	0.76	0.76	
5.00	1.10	0.95	1.06	0.99	0.93	0.90	0.87	0.85	0.85	0.83	0.79	0.79	

Ceiling mounted

UGR diagram



Luminance Table

Plane Cone	0.0	15.0	30.0	45.0	60.0	75.0	90.0
45.0	93591	91731	90864	90045	90089	92126	94921
50.0	91478	89216	88075	86849	86574	88674	91646
55.0	89255	86527	85060	83320	82613	84670	87720
60.0	86888	83597	81724	79314	78009	79968	83047
65.0	84216	80296	77977	74729	72641	74224	77030
70.0	81099	76437	73594	69246	66075	66920	69024
75.0	77513	71937	68450	62651	57967	57446	58014
80.0	73746	66949	62614	54890	48056	45200	42684
85.0	71998	63451	58040	48012	38429	32043	23599
90.0	83869	71570	64576	50964	37179	28157	9711

(cd/m<sup>2</sup>)

s22100014h

2022-11-09