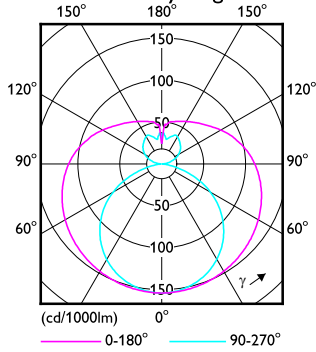


1 x TLED 18W 4000K 9290035507

1 x 1800 lm

Polar intensity diagram

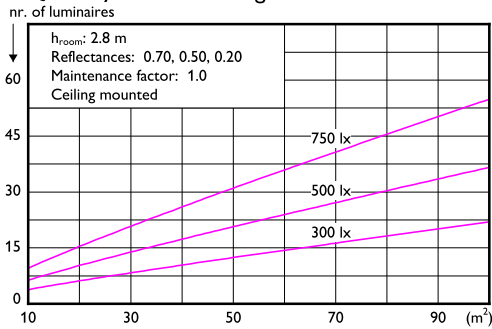


Light output ratio 1.03
 Service upward 0.36
 Service downward 0.67

CIE flux code 33 60 82 65 103

UGRcen (4Hx8H, 0.25H) 24

Quantity estimation diagram

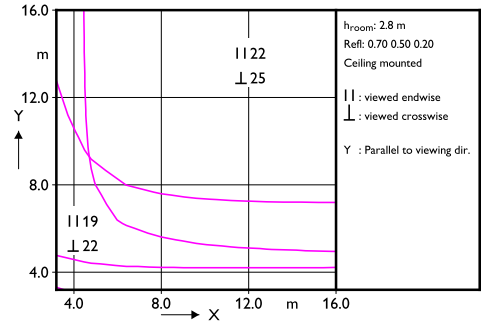


Utilisation factor table

Room Index k	Reflectances (%) for ceiling, walls and working plane (CIE)												
	0.80 0.80			0.70 0.70 0.70			0.50 0.50			0.30 0.30			0.00
	0.80	0.50	0.30	0.80	0.50	0.30	0.80	0.50	0.30	0.80	0.50	0.30	0.00
0.60	0.40	0.38	0.37	0.36	0.36	0.28	0.25	0.21	0.23	0.19	0.14	0.00	
0.80	0.49	0.46	0.46	0.45	0.44	0.36	0.32	0.27	0.28	0.24	0.19	0.00	
1.00	0.57	0.53	0.53	0.52	0.50	0.42	0.38	0.33	0.33	0.29	0.23	0.00	
1.25	0.65	0.60	0.61	0.58	0.56	0.49	0.43	0.38	0.38	0.34	0.27	0.00	
1.50	0.71	0.65	0.66	0.64	0.61	0.54	0.48	0.43	0.42	0.38	0.30	0.00	
2.00	0.81	0.72	0.75	0.71	0.68	0.61	0.55	0.50	0.49	0.45	0.36	0.00	
2.50	0.87	0.77	0.81	0.77	0.73	0.67	0.60	0.55	0.53	0.50	0.40	0.00	
3.00	0.92	0.80	0.85	0.81	0.76	0.71	0.63	0.59	0.56	0.53	0.43	0.00	
4.00	0.98	0.85	0.91	0.86	0.81	0.76	0.68	0.65	0.61	0.58	0.47	0.00	
5.00	1.03	0.88	0.95	0.89	0.84	0.80	0.71	0.68	0.63	0.61	0.50	0.00	

Ceiling mounted

UGR diagram



Luminance Table

Plane Cone	0.0	15.0	30.0	45.0	60.0	75.0	90.0
45.0	5976	5908	6043	6140	6458	7276	8628
50.0	5890	5803	5934	5967	6224	7018	8426
55.0	5841	5736	5863	5821	6003	6737	8153
60.0	5827	5704	5831	5710	5807	6409	7717
65.0	5846	5707	5837	5649	5674	6067	7099
70.0	5903	5751	5891	5622	5557	5666	6195
75.0	6005	5841	5996	5657	5517	5266	4931
80.0	6156	5980	6159	5775	5601	4948	3128
85.0	6362	6178	6394	6001	5862	4979	914
90.0	6641	6451	6721	6368	6376	5999	2112

(cd/m²)

s22060015c

2023-02-03