1 x TLED 15.5W 6500K 9290035547

1 x 2300 lm

Polar intensity diagram

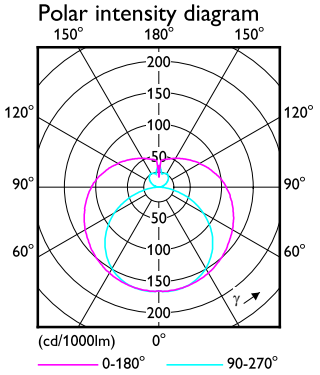

Quantity estimation diagram

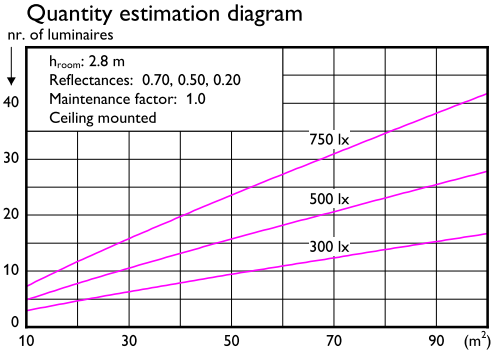

UGR diagram

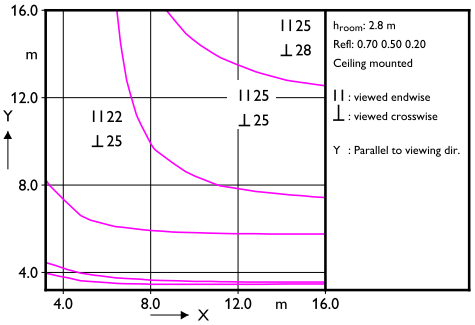

Light output ratio	1.04
Service upward	0.32
Service downward	0.72
CIE flux code	34 62 83 69 104
UGRcen (4Hx8H, 0.25H)	25

Utilisation factor table

Room Index k	Reflectances (%) for ceiling, walls and working plane (CIE)										
	0.80	0.80	0.70	0.70	0.70	0.70	0.50	0.50	0.30	0.30	0.00
	0.50	0.50	0.50	0.50	0.50	0.30	0.30	0.10	0.30	0.10	0.00
	0.30	0.10	0.30	0.20	0.10	0.10	0.10	0.10	0.10	0.10	0.00
0.60	0.40	0.38	0.38	0.37	0.37	0.29	0.26	0.22	0.24	0.20	0.16
0.80	0.50	0.47	0.48	0.46	0.45	0.37	0.33	0.28	0.30	0.26	0.21
1.00	0.58	0.54	0.55	0.53	0.51	0.43	0.39	0.34	0.36	0.31	0.25
1.25	0.67	0.61	0.63	0.60	0.58	0.50	0.45	0.40	0.41	0.37	0.30
1.50	0.73	0.66	0.68	0.65	0.63	0.55	0.50	0.45	0.45	0.41	0.33
2.00	0.82	0.74	0.77	0.73	0.70	0.63	0.57	0.53	0.52	0.48	0.39
2.50	0.89	0.79	0.83	0.79	0.75	0.69	0.62	0.58	0.56	0.53	0.44
3.00	0.94	0.82	0.88	0.83	0.78	0.73	0.66	0.62	0.59	0.56	0.47
4.00	1.01	0.87	0.94	0.88	0.83	0.78	0.71	0.67	0.64	0.61	0.51
5.00	1.05	0.90	0.98	0.91	0.86	0.82	0.74	0.71	0.67	0.64	0.54

Ceiling mounted

Luminance Table

Plane / Cone	0.0	15.0	30.0	45.0	60.0	75.0	90.0
45.0	7957	8015	8360	8681	9359	10672	12822
50.0	7766	7801	8139	8388	9006	10329	12644
55.0	7631	7637	7964	8117	8644	9929	12362
60.0	7562	7523	7823	7876	8300	9500	12001
65.0	7520	7456	7754	7679	7960	9000	11452
70.0	7525	7431	7725	7532	7681	8469	10693
75.0	7586	7464	7761	7460	7489	7912	9586
80.0	7702	7557	7869	7482	7425	7419	8115
85.0	7920	7741	8070	7630	7549	7079	5690
90.0	8188	7996	8381	7950	7974	7526	3259

(cd/m²)

s22050013a

2022-08-30