1 x LED PLC 11W 6500K 9290024404

1 x 1400 lm

Polar intensity diagram

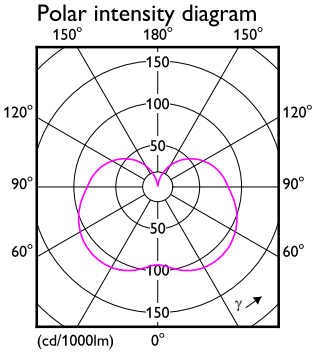

Quantity estimation diagram

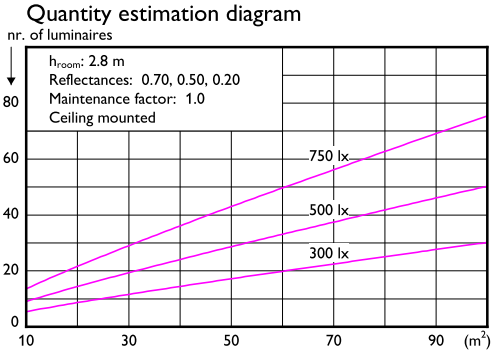

UGR diagram

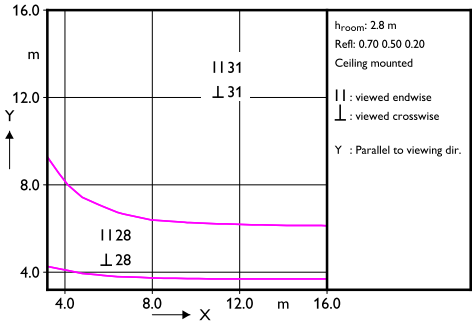

Light output ratio	1.00
Service upward	0.36
Service downward	0.64
CIE flux code	26 53 78 64 100
UGRcen (4Hx8H, 0.25H)	30

Utilisation factor table

Room Index k	Reflectances (%) for ceiling, walls and working plane (CIE)										
	0.80	0.80	0.70	0.70	0.70	0.70	0.50	0.50	0.30	0.30	0.00
	0.50	0.50	0.50	0.50	0.50	0.30	0.30	0.10	0.30	0.10	0.00
	0.30	0.10	0.30	0.20	0.10	0.10	0.10	0.10	0.10	0.10	0.00
0.60	0.36	0.34	0.33	0.33	0.32	0.24	0.21	0.17	0.19	0.15	0.10
0.80	0.45	0.42	0.42	0.41	0.39	0.32	0.28	0.23	0.24	0.20	0.14
1.00	0.52	0.49	0.49	0.47	0.46	0.38	0.33	0.28	0.29	0.25	0.18
1.25	0.60	0.55	0.56	0.54	0.52	0.44	0.39	0.33	0.34	0.29	0.22
1.50	0.66	0.60	0.61	0.59	0.56	0.49	0.43	0.38	0.38	0.33	0.25
2.00	0.75	0.67	0.70	0.66	0.63	0.56	0.50	0.45	0.44	0.40	0.31
2.50	0.82	0.72	0.76	0.72	0.68	0.62	0.55	0.50	0.48	0.44	0.35
3.00	0.87	0.76	0.80	0.76	0.71	0.66	0.58	0.54	0.51	0.48	0.38
4.00	0.93	0.81	0.86	0.81	0.76	0.71	0.63	0.60	0.56	0.53	0.42
5.00	0.98	0.84	0.90	0.84	0.79	0.75	0.67	0.63	0.59	0.56	0.45

Ceiling mounted

Luminance Table

Plane / Cone	0.0	15.0	30.0	45.0	60.0	75.0	90.0
45.0	53944	48441	45522	44605	45522	48441	53944
50.0	53589	47702	44620	43658	44620	47702	53589
55.0	53329	47053	43812	42806	43812	47053	53329
60.0	53167	46490	43088	42039	43088	46490	53167
65.0	53086	45988	42422	41329	42422	45988	53086
70.0	53167	45608	41866	40727	41866	45608	53167
75.0	53426	45351	41415	40225	41415	45351	53426
80.0	53925	45251	41095	39847	41095	45251	53925
85.0	54796	45398	40979	39663	40979	45398	54796
90.0	56699	46295	41507	40092	41507	46295	56699

(cd/m²)

2020-07-27