



Philips SmartBright LED FloodLight Max provides lighting solution for parking areas, playground and park, etc.

SmartBright LED Floodlight Max

The Smartbright high wattage Floodlighting is a basic and easy to use floodlight with a focused wattage option (300,400,500W), which offers an ideal solution for various outdoor applications such as car park , general outdoor areas, parks and playgrounds etc. The luminaire is easy to install thanks to its U-shaped universal mounting bracket. In addition, the luminaire is designed under global-recognized performance and safety criteria, which delivers outstanding user experience for customers.

Benefits

- Easy to install and multiple applications
- Robust and reliable design
- Focused wattage selection for a wide range of application

SmartBright LED Floodlight Max

Features

- Multiple power option (300,400,500W) to cover multiple flood area, i.e., parking area, airport, recreational sports area, etc.
- IP65 and IK08 rated for overall luminaire
- U-shape mounting brackets enables multiple installation methods
- Offer 120lm/w reliable solution
- 50000 hours lifetime L70 @25C ta
- Wide voltage operation (120-277V)

Application

- Parking area
- Playground and park
- Billboard
- General area lighting
- Pathways and road intersections areas

Versions

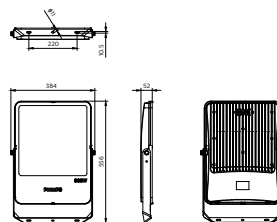
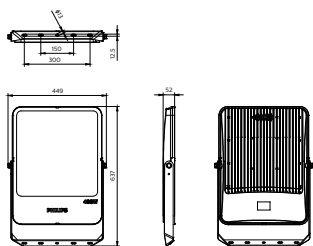


SmartBright LED Floodlight Max

SmartBright LED Floodlight Max

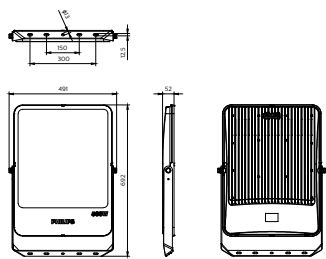
SmartBright LED Floodlight Max

Dimensional drawing



SmartBright LED Floodlight Max

Dimensional drawing



General Information	
Driver included	Yes
Gear	EB
Number of gear units	2 units
Light Technical	
Luminaire light beam spread	110°
Light source color	865 cool daylight
Correlated Color Temperature (Nom)	6500 K
Color rendering index (CRI)	80
Number of light sources	1
Controls and Dimming	
Dimmable	-
Maximum dim level	Not applicable
Mechanical and Housing	
Optical cover type	Tempered glass
Housing Color	Black
Mech. impact protection code	IK08
Ingress protection code	IP65
Approval and Application	
CE mark	No
Flammability mark	For mounting on normally flammable surfaces
Glow-wire test	Temperature 650 °C, duration 30 s

Light Technical

Order Code	Full Product Name	Luminous Flux
911401831187	BVP231 LED360/CW PSU 300W 120-277V SWB	36,000 lm
911401831287	BVP232 LED480/CW PSU 400W 120-277V SWB	48,000 lm
911401831387	BVP233 LED600/CW PSU 500W 120-277V SWB	60,000 lm

Operating and Electrical

Order Code	Full Product Name	Power Consumption
911401831187	BVP231 LED360/CW PSU 300W 120-277V SWB	300 W
911401831287	BVP232 LED480/CW PSU 400W 120-277V SWB	400 W

Order Code	Full Product Name	Power Consumption
911401831387	BVP233 LED600/CW PSU 500W 120-277V SWB	500 W

SmartBright LED Floodlight Max

