



# Create a warm, welcoming ambience with superior quality lighting

## MASTER LEDspot ExpertColor LV

MASTER LEDspot LV ExpertColor creates a warm and comfortable ambience for hospitality venues, homes and restaurants. It creates such an ambience with superior lighting that has a customized spectrum, high CRI, and deep dimming feature. The result? A beautiful lighting experience. What's more, the innovative, trimless lens design will suit almost any interior decor with its clean and neat look. In addition, you can take advantage of the full ExpertColor family, which also includes LEDspot MV and LEDspot Par lamps.

### Benefits

- Create warm and comfortable ambience
- Interior decor, furnishings and fabrics look great
- Hassle-free retrofit solution for greater energy efficiency and sustainability

### Features

- Customized color spectrum replicates halogen light color
- Trimless design with beautiful V-groove lens
- Best-in-class color realization CRI97, R9>85
- Deep and smooth dimming with broad transformer compatibility
- Retrofit with low-voltage MR16 halogen lamps with GU5.3 socket

# MASTER LEDspot ExpertColor LV

## Application

- Hospitality: hotel guest room, corridors, lobby, reception area, restaurants, bars, cafes
- Home: living room, bedrooms, hall way
- Retail: exhibitions, display cabinets, shops, dressing rooms

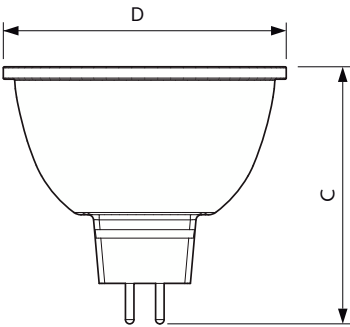
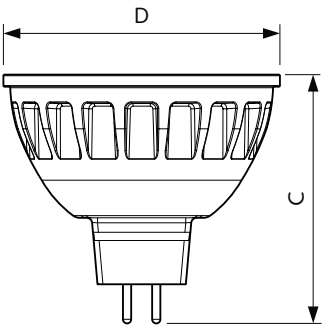
## Versions



LEDspots GMGC 1 MR16 GU5,3 2

LEDspots GMGC 1 MR16 GU5,3 3

## Dimensional drawing



Product	D	C
MAS LED MR16 ExpertColor 6.7-50W 927 36D	50.5 mm	46 mm
MAS LED MR16 ExpertColor 6.7-50W 930 10D	50.5 mm	46 mm
MAS LED MR16 ExpertColor 6.7-50W 930 24D	50.5 mm	46 mm
MAS LED MR16 ExpertColor 6.7-50W 940 36D	50.5 mm	46 mm

Product	D	C
MAS LED MR16 ExpertColor 6.7-50W 927 60D	50.5 mm	46 mm
MAS LED MR16 ExpertColor 6.7-50W 930 60D	50.5 mm	46 mm

# MASTER LEDspot ExpertColor LV

## General Information

Cap-Base	GU5.3
Switching Cycle	50,000
Nominal lifetime	40,000 hour(s)

## Light Technical

Color rendering index (CRI)	97
LLMF At End Of Nominal Lifetime (Nom)	70 %

## Operating and Electrical

Input Frequency	- Hz
Line Frequency	- Hz
Power Consumption	6.7 W
Starting Time (Nom)	0.5 s
Wattage Equivalent	50 W

## Temperature

T-Case Maximum (Nom)	92 °C
----------------------	-------

## Controls and Dimming

Dimmable	Only with specific dimmers
----------	----------------------------

## Mechanical and Housing

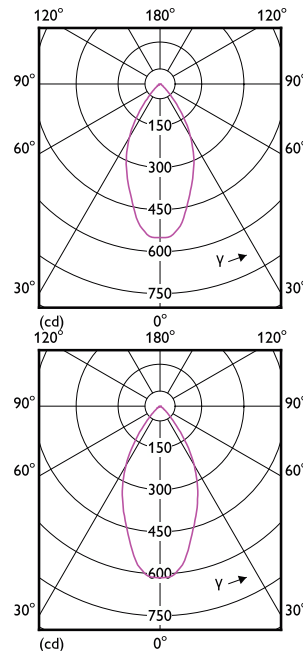
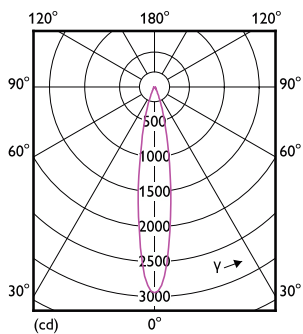
Bulb Shape	MR16
------------	------

## Light Technical (1/2)

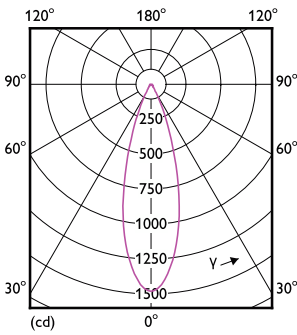
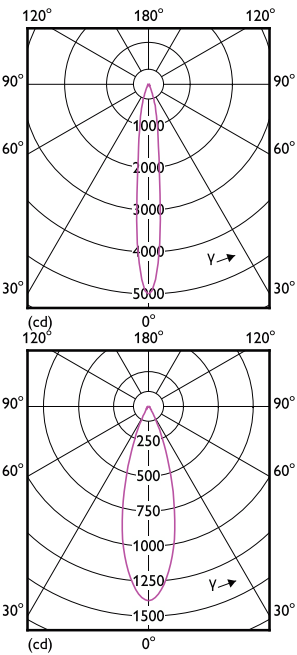
Order Code	Full Product Name	Beam Angle (Nom)	Correlated Color		
			Temperature (Nom)	Color Code	Luminous Flux
929003078508	MAS LED MR16 ExpertColor 6.7-50W 927 60D	60 degree(s)	2700 K	927	450 lm
929003078608	MAS LED MR16 ExpertColor 6.7-50W 930 60D	60 degree(s)	3000 K	930	480 lm
929003077108	MAS LED MR16 ExpertColor 6.7-50W 930 24D	24 degree(s)	3000 K	930	480 lm
929003077308	MAS LED MR16 ExpertColor 6.7-50W 927 36D	36 degree(s)	2700 K	927	450 lm
929003077508	MAS LED MR16 ExpertColor 6.7-50W 940 36D	36 degree(s)	4000 K	940	480 lm
929003076808	MAS LED MR16 ExpertColor 6.7-50W 930 10D	10 degree(s)	3000 K	930	480 lm

## Light Technical (2/2)

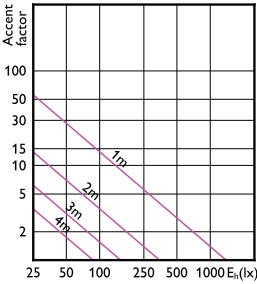
Order Code	Full Product Name	Luminous Intensity (Nom)
929003078508	MAS LED MR16 ExpertColor 6.7-50W 927 60D	410 cd
929003078608	MAS LED MR16 ExpertColor 6.7-50W 930 60D	440 cd
929003077108	MAS LED MR16 ExpertColor 6.7-50W 930 24D	2,400 cd
929003077308	MAS LED MR16 ExpertColor 6.7-50W 927 36D	1,350 cd
929003077508	MAS LED MR16 ExpertColor 6.7-50W 940 36D	1,450 cd
929003076808	MAS LED MR16 ExpertColor 6.7-50W 930 10D	5,000 cd



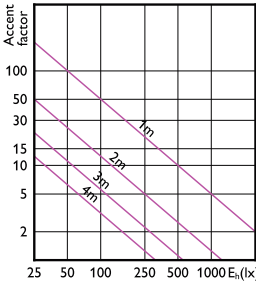
MASTER LEDspot ExpertColor LV



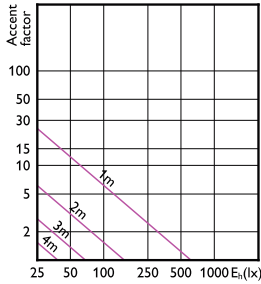
Accent Diagrams



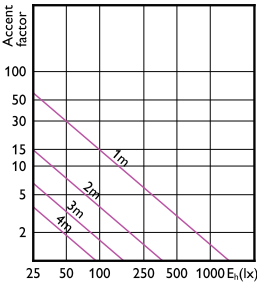
Accent Diagram - MAS LED MR16 ExpertColor  
6.7-50W 927 36D



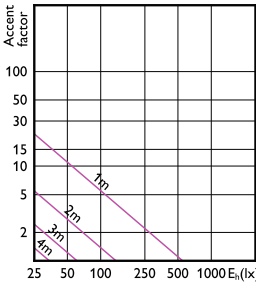
Accent Diagram - MAS LED MR16 ExpertColor  
6.7-50W 930 10D



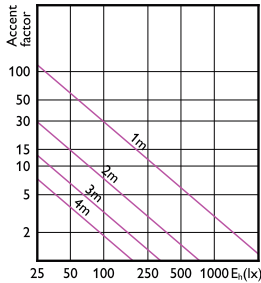
Accent Diagram - MAS LED MR16 ExpertColor  
6.7-50W 930 60D



Accent Diagram - MAS LED MR16 ExpertColor  
6.7-50W 940 36D

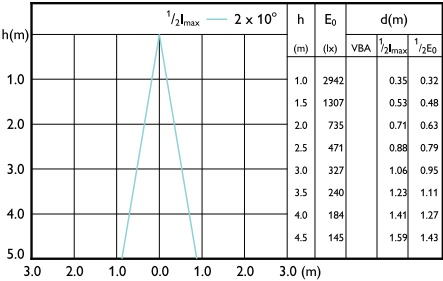


Accent Diagram - MAS LED MR16 ExpertColor  
6.7-50W 927 60D

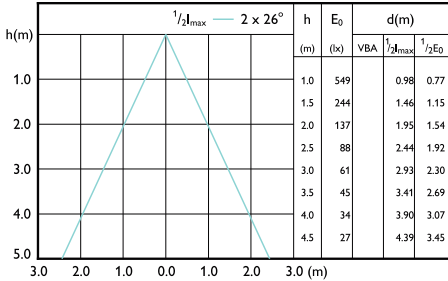


Accent Diagram - MAS LED MR16 ExpertColor  
6.7-50W 930 24D

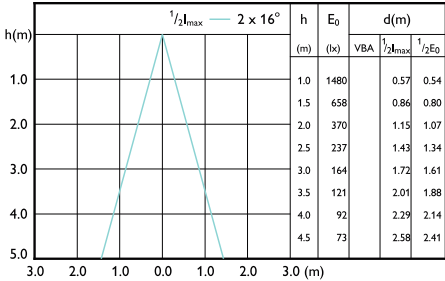
Beam Diagrams



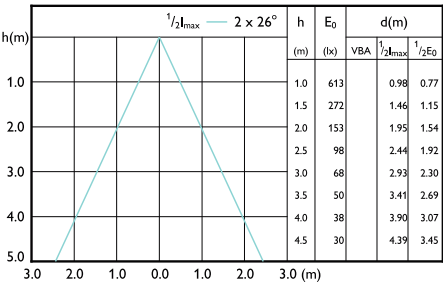
Beam diagram - MAS LED MR16 ExpertColor 6.7-50W 930 24D



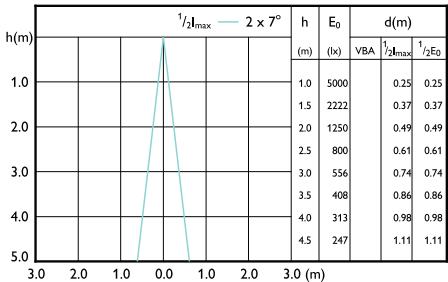
Beam diagram - MAS LED MR16 ExpertColor 6.7-50W 927 60D



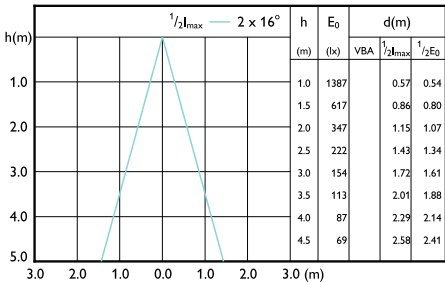
Beam diagram - MAS LED MR16 ExpertColor 6.7-50W 940 36D



Beam diagram - MAS LED MR16 ExpertColor 6.7-50W 930 60D



Beam diagram - MAS LED MR16 ExpertColor 6.7-50W 930 10D



Beam diagram - MAS LED MR16 ExpertColor 6.7-50W 927 36D

