



Your everyday LEDspot MR16

Essential LEDspot MR16

Essential LEDspots MR16 are compatible with most existing fixtures with a GU5.3 socket and are designed as a retrofit replacement for halogen spots. Essential LEDspots MR16 deliver significant energy savings and minimize initial investment.

Benefits

- Up to 90% energy saving compared with traditional halogen lamps
- Lower maintenance costs
- Low initial investment

Features

- Easy retrofit
- Lifetime up to 15,000 hours
- Non-dimmable
- UV- and IR-free light

Application

- Hotels, restaurants, bars, cafés, shops
- Lobbies, corridors, stairwells, washrooms, reception areas

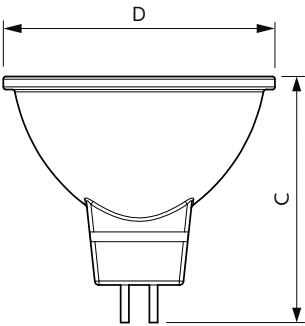
Essential LEDspot MR16

Versions



5W (50W) GU5.3 cap Warm white
Spot - RFT

Dimensional drawing



Product	D	C
5W (50W) GU5.3 cap Cool daylight Non-dimmable Spot	50 mm	46 mm
5W (50W) GU5.3 cap Warm white Non-dimmable Spot	50 mm	46 mm
ESS LED MR16 3-35W 36D 830 SO 100-240V	50.5 mm	46.5 mm
ESS LED MR16 4.5-50W 36D 830 100-240V	50.5 mm	46.5 mm
ESS LED MR16 4.5-50W 36D 830 SO 100-240V	50.5 mm	46.5 mm
ESS LED MR16 4.5-50W 36D 865 SO 100-240V	50.5 mm	46.5 mm

General Information	
Cap-Base	GU5.3
Switching Cycle	50,000
Nominal lifetime	15,000 hour(s)
Light Technical	
Color rendering index (CRI)	80
LLMF At End Of Nominal Lifetime (Nom)	70 %
Operating and Electrical	
Starting Time (Nom)	0.5 s
Controls and Dimming	
Dimmable	No
Mechanical and Housing	
Bulb Shape	MR16

Order Code	Full Product Name	Rated Lifetime (Hours)
57955800	Essential LED 5-50W 2700K MR16 24D	15,000 hour(s)
57957200	Essential LED 5-50W 6500K MR16 24D	15,000 hour(s)
80919800	ESS LED MR16 4.5-50W 36D 830 SO 100-240V	-
28453100	ESS LED MR16 4.5-50W 36D 830 100-240V	-
80921100	ESS LED MR16 4.5-50W 36D 865 SO 100-240V	-
80915000	ESS LED MR16 3-35W 36D 830 SO 100-240V	-

Light Technical (1/2)

Essential LEDspot MR16

Order Code	Full Product Name	Correlated Color		Color Code	Luminous Flux
		Beam Angle (Nom)	Temperature (Nom)		
57955800	Essential LED 5-50W 2700K MR16 24D	24 degree(s)	2700 K	827	400 lm
57957200	Essential LED 5-50W 6500K MR16 24D	24 degree(s)	6500 K	865	435 lm
80919800	ESS LED MR16 4.5-50W 36D 830 SO 100-240V	36 degree(s)	3000 K	830	400 lm

Order Code	Full Product Name	Correlated Color		Color Code	Luminous Flux
		Beam Angle (Nom)	Temperature (Nom)		
28453100	ESS LED MR16 4.5-50W 36D 830 100-240V	36 degree(s)	3000 K	830	400 lm
80921100	ESS LED MR16 4.5-50W 36D 865 SO 100-240V	36 degree(s)	6500 K	865	400 lm
80915000	ESS LED MR16 3-35W 36D 830 SO 100-240V	36 degree(s)	3000 K	830	230 lm

Light Technical (2/2)

Order Code	Full Product Name	Luminous Intensity (Nom)
57955800	Essential LED 5-50W 2700K MR16 24D	1,700 cd
57957200	Essential LED 5-50W 6500K MR16 24D	1,700 cd
80919800	ESS LED MR16 4.5-50W 36D 830 SO 100-240V	700 cd

Order Code	Full Product Name	Luminous Intensity (Nom)
28453100	ESS LED MR16 4.5-50W 36D 830 100-240V	700 cd
80921100	ESS LED MR16 4.5-50W 36D 865 SO 100-240V	700 cd
80915000	ESS LED MR16 3-35W 36D 830 SO 100-240V	550 cd

Operating and Electrical

Order Code	Full Product Name	Input Frequency	Line Frequency	Power Consumption	Wattage Equivalent
57955800	Essential LED 5-50W 2700K MR16 24D	- Hz	- Hz	5 W	50 W
57957200	Essential LED 5-50W 6500K MR16 24D	- Hz	- Hz	5 W	50 W
80919800	ESS LED MR16 4.5-50W 36D 830 SO 100-240V	50 to 60 Hz	50 to 60 Hz	4.5 W	50 W
28453100	ESS LED MR16 4.5-50W 36D 830 100-240V	50 to 60 Hz	50 to 60 Hz	4.5 W	50 W

Order Code	Full Product Name	Input Frequency	Line Frequency	Power Consumption	Wattage Equivalent
80921100	ESS LED MR16 4.5-50W 36D 865 SO 100-240V	50 to 60 Hz	50 to 60 Hz	4.5 W	50 W
80915000	ESS LED MR16 3-35W 36D 830 SO 100-240V	50 to 60 Hz	50 to 60 Hz	3 W	35 W

Temperature

Order Code	Full Product Name	T-Case Maximum (Nom)
57955800	Essential LED 5-50W 2700K MR16 24D	76 °C
57957200	Essential LED 5-50W 6500K MR16 24D	76 °C
80919800	ESS LED MR16 4.5-50W 36D 830 SO 100-240V	65 °C

Order Code	Full Product Name	T-Case Maximum (Nom)
28453100	ESS LED MR16 4.5-50W 36D 830 100-240V	65 °C
80921100	ESS LED MR16 4.5-50W 36D 865 SO 100-240V	65 °C
80915000	ESS LED MR16 3-35W 36D 830 SO 100-240V	55 °C

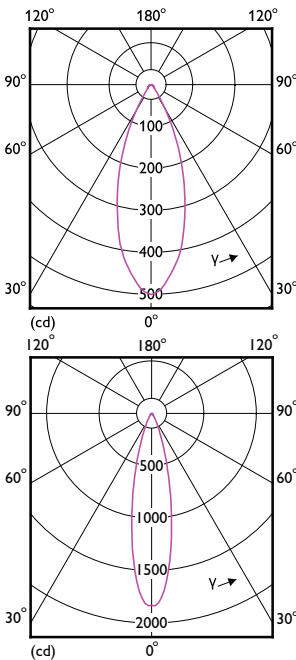
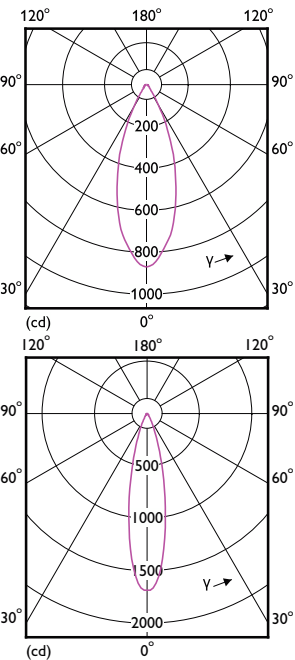
Approval and Application

Order Code	Full Product Name	Energy Consumption kWh/1000 h
57955800	Essential LED 5-50W 2700K MR16 24D	-
57957200	Essential LED 5-50W 6500K MR16 24D	-

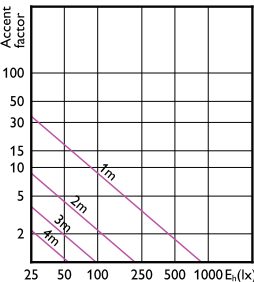
Order Code	Full Product Name	Energy Consumption kWh/1000 h
80919800	ESS LED MR16 4.5-50W 36D 830 SO 100-240V	4.5 kWh
28453100	ESS LED MR16 4.5-50W 36D 830 100-240V	-

Essential LEDspot MR16

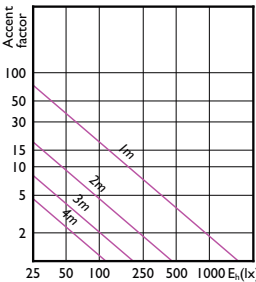
		Energy Consumption
Order Code	Full Product Name	kWh/1000 h
80921100	ESS LED MR16 4.5-50W 36D 865 SO 100-240V	4.5 kWh
80915000	ESS LED MR16 3-35W 36D 830 SO 100-240V	3 kWh



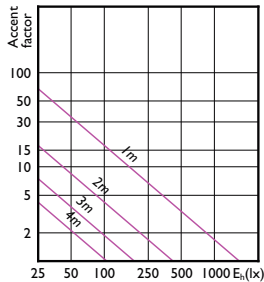
Accent Diagrams



Accent Diagram - ESS LED MR16 4.5-50W 36D 830 100-240V



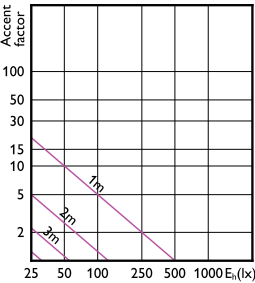
Accent Diagram - Essential LED 5-50W 6500K MR16 24D



Accent Diagram - Essential LED 5-50W 2700K MR16 24D

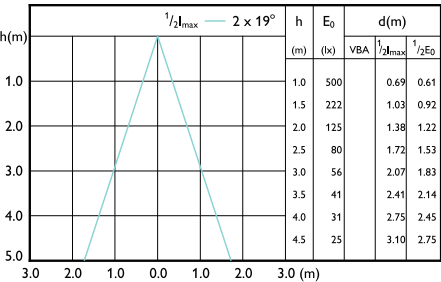
Essential LEDspot MR16

Accent Diagrams

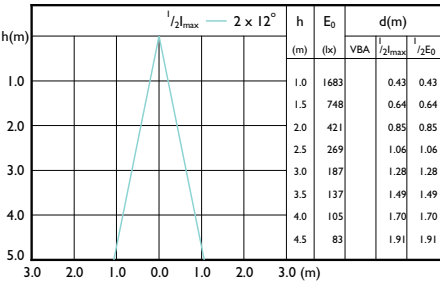


Accent Diagram - ESS LED MR16 3-35W 36D 830 SO 100-240V

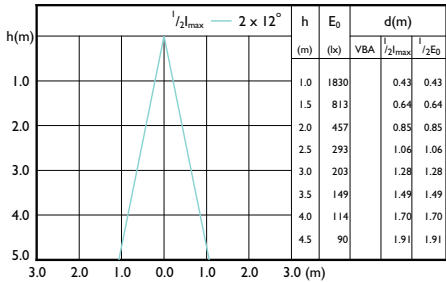
Beam Diagrams



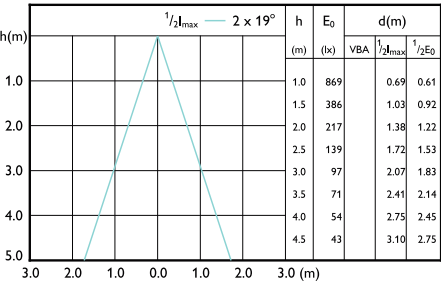
Beam diagram - ESS LED MR16 3-35W 36D 830 SO 100-240V



Beam diagram - Essential LED 5-50W 2700K MR16 24D



Beam diagram - Essential LED 5-50W 6500K MR16 24D



Beam diagram - ESS LED MR16 4.5-50W 36D 830 100-240V

Essential LEDspot MR16

