



# Your everyday LEDspot MR16

## Essential LEDspot MR16

Essential LEDspots MR16 are compatible with most existing fixtures with a GU5.3 socket and are designed as a retrofit replacement for halogen spots. Essential LEDspots MR16 deliver significant energy savings and minimize initial investment.

### Benefits

- Up to 90% energy saving compared with traditional halogen lamps
- Lower maintenance costs
- Low initial investment

### Features

- Easy retrofit
- Lifetime up to 15,000 hours
- Non-dimmable
- UV- and IR-free light

### Application

- Hotels, restaurants, bars, cafés, shops
- Lobbies, corridors, stairwells, washrooms, reception areas

# Essential LEDspot MR16

## Versions

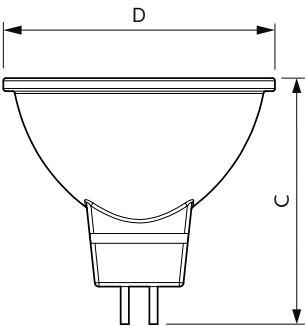


5W (50W) GU5.3 cap Warm white  
Spot - RFT



35W GU5-3 MR16

## Dimensional drawing



Product	D	C
5W (50W) GU5.3 cap Cool daylight Non-dimmable Spot	50 mm	46 mm
5W (50W) GU5.3 cap Warm white Non-dimmable Spot	50 mm	46 mm
ESS LED MR16 3-35W 36D 830 SO 100-240V	50.5 mm	46.5 mm
ESS LED MR16 4.5-50W 36D 830 SO 100-240V	50.5 mm	46.5 mm
ESS LED MR16 4.5-50W 36D 865 SO 100-240V	50.5 mm	46.5 mm

General Information	
Cap-Base	GU5.3
Switching Cycle	50,000
Nominal lifetime	15,000 hour(s)
Light Technical	
Color rendering index (CRI)	80
LLMF At End Of Nominal Lifetime (Nom)	70 %
Operating and Electrical	
Starting Time (Nom)	0.5 s
Controls and Dimming	
Dimmable	No
Mechanical and Housing	
Bulb Shape	MR16

## General Information

Order Code	Full Product Name	Rated Lifetime (Hours)
929001240108	5W (50W) GU5.3 cap Warm white Non-dimmable Spot	15,000 hour(s)
929001240208	5W (50W) GU5.3 cap Cool daylight Non-dimmable Spot	15,000 hour(s)
929001874008	ESS LED MR16 4.5-50W 36D 830 SO 100-240V	-
929001874108	ESS LED MR16 4.5-50W 36D 865 SO 100-240V	-
929001874208	ESS LED MR16 3-35W 36D 830 SO 100-240V	-

## Light Technical (1/2)

Essential LEDspot MR16

Order Code	Full Product Name	Beam Angle (Nom)	Correlated Color Temperature (Nom)		
			Color Code	Luminous Flux	
929001240108	5W (50W) GU5.3	24	2700 K	827	400 lm
	cap Warm white	degree(s)			
	Non-dimmable				
	Spot				
929001240208	5W (50W) GU5.3	24	6500 K	865	435 lm
	cap Cool daylight	degree(s)			
	Non-dimmable				
	Spot				
929001874008	ESS LED MR16	36	3000 K	830	400 lm
	4.5-50W 36D 830	degree(s)			
	SO 100-240V				

Order Code	Full Product Name	Beam Angle (Nom)	Correlated Color Temperature (Nom)		
			Color Code	Luminous Flux	
929001874108	ESS LED MR16	36	6500 K	865	400 lm
	4.5-50W 36D 865	degree(s)			
	SO 100-240V				
929001874208	ESS LED MR16	36	3000 K	830	230 lm
	3-35W 36D 830	degree(s)			
	SO 100-240V				

Light Technical (2/2)

Order Code	Full Product Name	Luminous Intensity (Nom)
929001240108	5W (50W) GU5.3 cap Warm white Non-dimmable	1,700 cd
	Spot	
929001240208	5W (50W) GU5.3 cap Cool daylight Non-dimmable	1,700 cd
	Spot	

Order Code	Full Product Name	Luminous Intensity (Nom)
929001874008	ESS LED MR16 4.5-50W 36D 830 SO 100-240V	700 cd
929001874108	ESS LED MR16 4.5-50W 36D 865 SO 100-240V	700 cd
929001874208	ESS LED MR16 3-35W 36D 830 SO 100-240V	550 cd

Operating and Electrical

Order Code	Full Product Name	Input Frequency	Line Frequency	Power Consumption	Wattage Equivalent
929001240108	5W (50W) GU5.3 cap	- Hz	- Hz	5 W	50 W
	Warm white				
	Non-dimmable				
	Spot				
929001240208	5W (50W) GU5.3 cap	- Hz	- Hz	5 W	50 W
	Cool daylight				
	Non-dimmable				
	Spot				
929001874008	ESS LED MR16	50 to 60 Hz	50 to 60 Hz	4.5 W	50 W

Order Code	Full Product Name	Input Frequency	Line Frequency	Power Consumption	Wattage Equivalent
	4.5-50W 36D 830 SO 100-240V				
929001874108	ESS LED MR16 4.5-50W 36D 865 SO 100-240V	50 to 60 Hz	50 to 60 Hz	4.5 W	50 W
929001874208	ESS LED MR16 3-35W 36D 830 SO 100-240V	50 to 60 Hz	50 to 60 Hz	3 W	35 W

Temperature

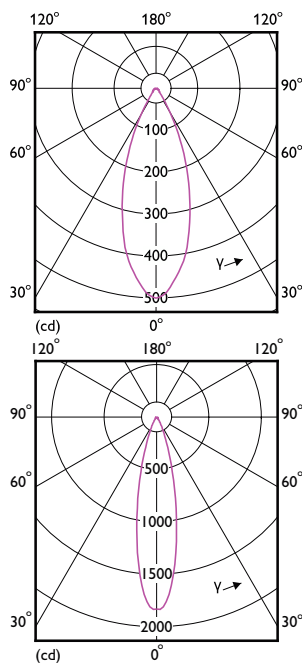
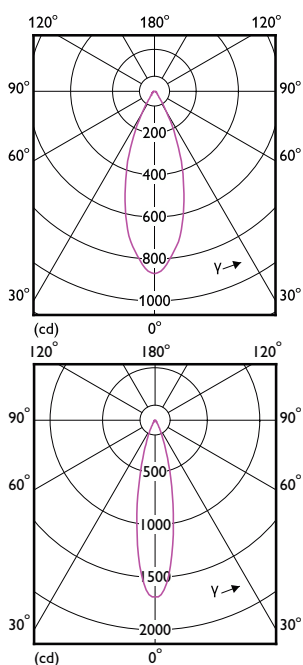
Order Code	Full Product Name	T-Case Maximum (Nom)
929001240108	5W (50W) GU5.3 cap Warm white Non-dimmable	76 °C
	Spot	
929001240208	5W (50W) GU5.3 cap Cool daylight Non-dimmable	76 °C
	Spot	

Order Code	Full Product Name	T-Case Maximum (Nom)
929001874008	ESS LED MR16 4.5-50W 36D 830 SO 100-240V	65 °C
929001874108	ESS LED MR16 4.5-50W 36D 865 SO 100-240V	65 °C
929001874208	ESS LED MR16 3-35W 36D 830 SO 100-240V	55 °C

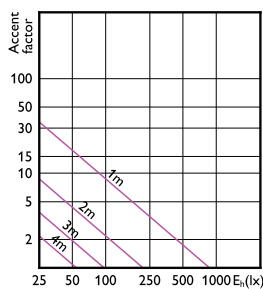
# Essential LEDspot MR16

## Approval and Application

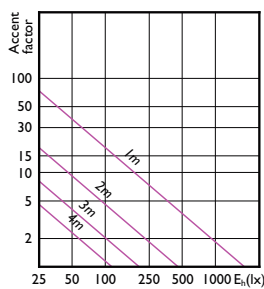
Order Code	Full Product Name	Energy Consumption kWh/1000 h
929001240108	5W (50W) GU5.3 cap Warm white Non-dimmable Spot	-
929001240208	5W (50W) GU5.3 cap Cool daylight Non-dimmable Spot	-
929001874008	ESS LED MR16 4.5-50W 36D 830 SO 100-240V	4.5 kWh
929001874108	ESS LED MR16 4.5-50W 36D 865 SO 100-240V	4.5 kWh
929001874208	ESS LED MR16 3-35W 36D 830 SO 100-240V	3 kWh



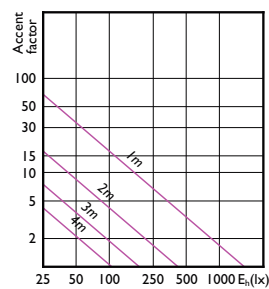
## Accent Diagrams



Accent Diagram - ESS LED MR16 4.5-50W 36D 830 SO 100-240V



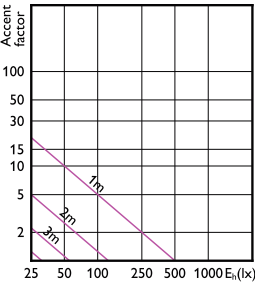
Accent Diagram - Essential LED 5-50W 6500K MR16 24D



Accent Diagram - Essential LED 5-50W 2700K MR16 24D

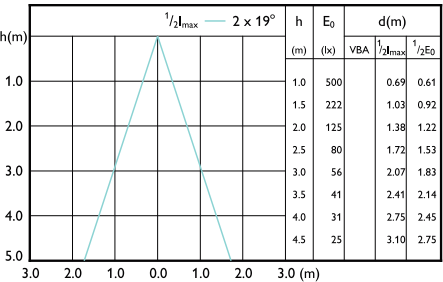
Essential LEDspot MR16

Accent Diagrams

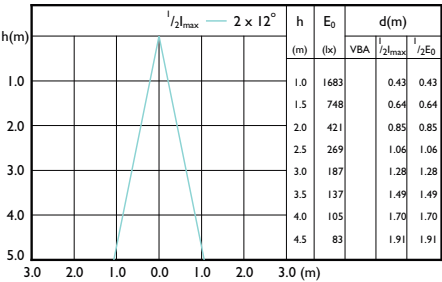


Accent Diagram - ESS LED MR16 3-35W 36D 830 SO 100-240V

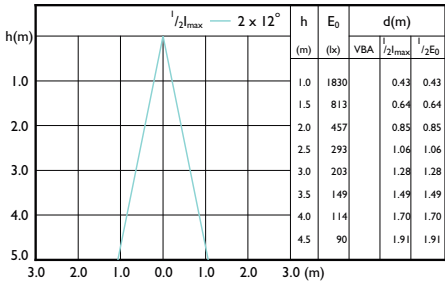
Beam Diagrams



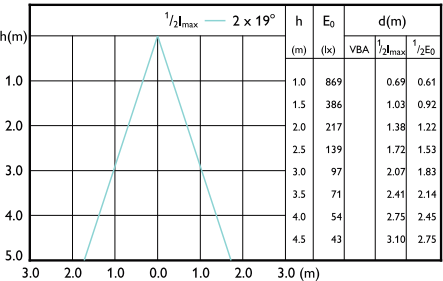
Beam diagram - ESS LED MR16 3-35W 36D 830 SO 100-240V



Beam diagram - Essential LED 5-50W 2700K MR16 24D



Beam diagram - Essential LED 5-50W 6500K MR16 24D



Beam diagram - ESS LED MR16 4.5-50W 36D 830 SO 100-240V

## Essential LEDspot MR16

