



The best LED solution for High Intensity Discharge (HID) lamp replacement

TrueForce LED Industrial and retail Mains (Highbay – HPI/SON/HPL)

Philips MASTER – LED HID HPI EM/Mains Highbay lamps give you a quick and easy payback solution to replace HID alternatives in high-bay applications. MASTER – LED HID HPI EM/Mains solutions give you the LED benefits of energy efficiency and a long lifetime with a retrofit solution. The design of MASTER – LED HID HPI EM/Mains enables the direct retrofit of HID lamps without changing the fixtures or EM ballast (see installation guide for more info). The MASTER – LED HID HPI EM/Mains lamp is compatible with both 250W and 400W EM ballast to maximize the feasibility of such retrofits.

Benefits

- Cost saving with short payback time
- Low initial investment
- Enhance lighting quality with easy adoption

Features

- High Energy efficient lamps
- Long lifetime – 50,000 hrs
- Surge protection 4KV
- Direct lamp replacement solution without changing the fixture or EM ballast
- Compatible with 250W and 400W EM gear systems
- Additional Energy saving by Direct Mains connection
- Pleasant white light with CRI 80

TrueForce LED Industrial and retail Mains (Highbay – HPI/SON/HPL)

Application

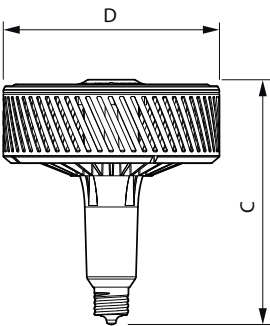
- Industrial/retail – warehouses, factories, shops, transport hubs

Versions



LEDTForce HPI Others E40

Dimensional drawing



Product	D	C
TForce HB 140W E40 840 NB GM	250 mm	290 mm
TForce HB 140W E40 840 WB GM	250 mm	290 mm
TForce HB 140W E40 865 WB GM	250 mm	290 mm

TrueForce LED Industrial and retail Mains (Highbay – HPI/SON/HPL)

General Information

Cap-Base	E40
Switching Cycle	50,000
Nominal lifetime	50,000 hour(s)

Light Technical

Color rendering index (CRI)	80
LLMF At End Of Nominal Lifetime (Nom)	70 %
Luminous Flux	20,000 lm

Operating and Electrical

Input Frequency	50 to 60 Hz
Line Frequency	50 to 60 Hz
Power Consumption	140 W
Starting Time (Nom)	0.5 s

Temperature

T-Case Maximum (Nom)	57 °C
----------------------	-------

Controls and Dimming

Dimmable	No
----------	----

Mechanical and Housing

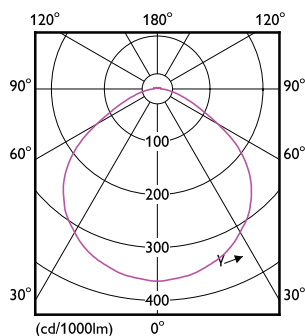
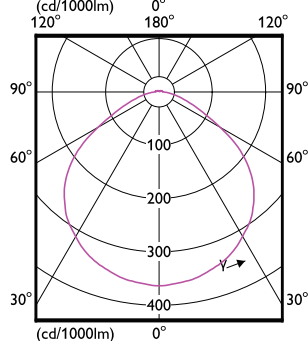
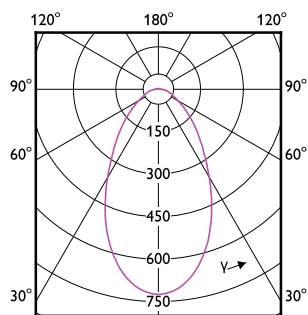
Bulb Finish	Clear
Bulb Shape	Others

Approval and Application

Ambient temperature range	-20 to +45 °C
Energy Consumption kWh/1000 h	140 kWh

Light Technical

Order Code	Full Product Name	Beam Angle (Nom)	Correlated Color	
			Temperature (Nom)	Color Code
929002281608	TForce HB 140W E40 840 NB GM	60 degree(s)	4000 K	840
929002281708	TForce HB 140W E40 840 WB GM	120 degree(s)	4000 K	840
929002281908	TForce HB 140W E40 865 WB GM	120 degree(s)	6500 K	865



TrueForce LED Industrial and retail Mains (Highbay – HPI/SON/HPL)

