



# Ledinaire Square Wall-mounted – Energy-efficient, professional wall-mounted luminaire for general lighting applications.

## Ledinaire Square Wall-mounted

The Ledinaire range contains a selection of popular off-the-shelf LED luminaires, each of which comes with high Philips quality levels and competitive price. Reliable, energy-efficient and affordable – just what you need. The Ledinaire Square Wall-mounted range offers optional movement detection and emergency lighting versions for more choice and flexibility.

### Benefits

- Philips quality and reliability.
- Energy savings.
- Wide application coverage.

# Ledinaire Square Wall-mounted

## Features

- Direct replacement of conventional TCH329 luminaires, with perfect fit dimensions (374 x 150 x 82 mm).
- Optimised lumen package with two light colours: 3,000 K (with 600 lm) and 4,000 K (with 630 lm).
- High protection with IP65 and IK08.
- Optional movement detection and emergency lighting.

## Application

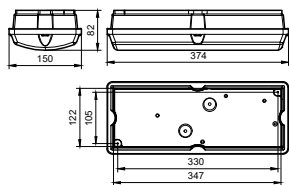
- Corridors.
- Staircases.
- Entrance areas.

## Versions




Ledinaire Square Wall-mounted  
WL055V PSU WH

## Dimensional drawing



## Ledinaire Square Wall-mounted


### Product details



Ledinaire Square Wall-mounted  
standard version (PSU)



Ledinaire Square Wall-mounted  
standard version (PSU)



Ledinaire Square Wall-mounted  
standard version (PSU)

