



The new generation of energy-saving LED PLC 4P tube lighting

CorePro LED PLC 4P

The CorePro LED PLC 4P integrates a LED light source into a traditional fluorescent form factor. This product is the ideal solution for uplampping in general lighting applications: it meets basic lighting requirements, offers significant energy savings, and is environmentally friendly.

Benefits

- Reduced operational cost thanks to lower energy consumption
- Lower maintenance cost thanks to 2-3 times longer lifetime than conventional lamps
- Fastest and easiest way to upgrade existing luminaires to LED technology
- Completely safe product and installation process

Features

- Highly energy-efficient
- Easy installation
- Conventional form factor to fit into existing luminaires
- No mercury

Application

- Hospitality, retail, office, industrial and home applications

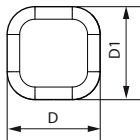

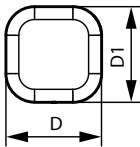
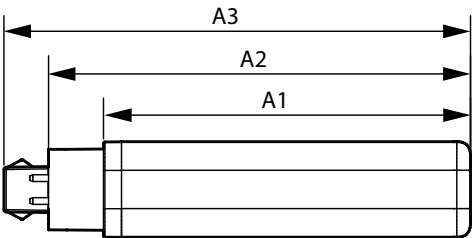
CorePro LED PLC 4P

Versions



SPPR MLEDGA 0026

Dimensional drawing



Product	D1	D	A1	A2	A3
CorePro LED PLC 6.5W 840 4P G24q-2	34 mm	34 mm	105 mm	125 mm	141 mm

Product	D1	D2	A1	A2	A3
CorePro LED PLC 5.5W 830 4P G24q-1	34 mm	34 mm	109 mm	128 mm	144 mm
CorePro LED PLC 5.5W 840 4P G24q-1	34 mm	34 mm	109 mm	128 mm	144 mm
CorePro LED PLC 6.5W 830 4P G24q-2	34 mm	34 mm	109 mm	128 mm	144 mm
CorePro LED PLC 6.5W 840 4P G24q-2	34 mm	34 mm	109 mm	128 mm	144 mm
CorePro LED PLC 9.5W 830 4P G24q-3	34 mm	34 mm	129 mm	148 mm	164 mm
CorePro LED PLC 9.5W 840 4P G24q-3	34 mm	34 mm	129 mm	148 mm	164 mm

CorePro LED PLC 4P

General Information	
Nominal lifetime	30,000 hour(s)
Light Technical	
Beam Angle (Nom)	120 degree(s)
LLMF At End Of Nominal Lifetime (Nom)	70 %
Operating and Electrical	
Starting Time (Nom)	0.5 s
Controls and Dimming	
Dimmable	No
Mechanical and Housing	
Bulb Shape	PL-C

General Information

Order Code	Full Product Name	Cap-Base	Switching Cycle
929001201102	CorePro LED PLC 6.5W 840 4P G24q-2	G24q-2	50,000
929003757602	CorePro LED PLC 5.5W 830 4P G24q-1	G24q-1 ROT	200,000
929003757702	CorePro LED PLC 5.5W 840 4P G24q-1	G24q-1 ROT	200,000
929003757802	CorePro LED PLC 6.5W 830 4P G24q-2	G24q-2 ROT	200,000

Order Code	Full Product Name	Cap-Base	Switching Cycle
929003757902	CorePro LED PLC 6.5W 840 4P G24q-2	G24q-2 ROT	200,000
929003758002	CorePro LED PLC 9.5W 830 4P G24q-3	G24q-3 ROT	200,000
929003758102	CorePro LED PLC 9.5W 840 4P G24q-3	G24q-3 ROT	200,000

Light Technical

Order Code	Full Product Name	Correlated Color Temperature (Nom)		Color rendering index (CRI)	Color Code	Luminous Flux
		Temperature	rendering			
929001201102	CorePro LED PLC 6.5W 840 4P G24q-2	4000 K	83	840		700 lm
929003757602	CorePro LED PLC 5.5W 830 4P G24q-1	3000 K	82	830		600 lm
929003757702	CorePro LED PLC 5.5W 840 4P G24q-1	4000 K	82	840		660 lm
929003757802	CorePro LED PLC 6.5W 830 4P G24q-2	3000 K	82	830		700 lm

Order Code	Full Product Name	Correlated Color Temperature (Nom)		Color rendering index (CRI)	Color Code	Luminous Flux
		Temperature	rendering			
929003757902	CorePro LED PLC 6.5W 840 4P G24q-2	4000 K	82	840		770 lm
929003758002	CorePro LED PLC 9.5W 830 4P G24q-3	3000 K	82	830		990 lm
929003758102	CorePro LED PLC 9.5W 840 4P G24q-3	4000 K	82	840		1,100 lm

Operating and Electrical

Order Code	Full Product Name		Power Consumption	
	Name	Input Frequency	Line Frequency	
929001201102	CorePro LED PLC 6.5W 840 4P G24q-2	30000-80000 Hz	30000-80000 Hz	6.5 W

Order Code	Full Product Name		Power Consumption	
	Name	Input Frequency	Line Frequency	
929003757602	CorePro LED PLC 5.5W 830 4P G24q-1	50 to 60 Hz	-	5.5 W

CorePro LED PLC 4P

Order Code	Full Product			Power
	Name	Input Frequency	Line Frequency	Consumption
929003757702	CorePro LED PLC 5.5W 840 4P G24q-1	50 to 60 Hz	-	5.5 W
929003757802	CorePro LED PLC 6.5W 830 4P G24q-2	50 to 60 Hz	-	6.5 W
929003757902	CorePro LED PLC 6.5W 840 4P G24q-2	50 to 60 Hz	-	6.5 W

Order Code	Full Product			Power
	Name	Input Frequency	Line Frequency	Consumption
929003758002	CorePro LED PLC 9.5W 830 4P G24q-3	50 to 60 Hz	-	9.5 W
929003758102	CorePro LED PLC 9.5W 840 4P G24q-3	50 to 60 Hz	-	9.5 W

Temperature

Order Code	Full Product Name	T-Case Maximum (Nom)
929001201102	CorePro LED PLC 6.5W 840 4P G24q-2	66 °C
929003757602	CorePro LED PLC 5.5W 830 4P G24q-1	70 °C
929003757702	CorePro LED PLC 5.5W 840 4P G24q-1	70 °C
929003757802	CorePro LED PLC 6.5W 830 4P G24q-2	70 °C

Order Code	Full Product Name	T-Case Maximum (Nom)
929003757902	CorePro LED PLC 6.5W 840 4P G24q-2	70 °C
929003758002	CorePro LED PLC 9.5W 830 4P G24q-3	75 °C
929003758102	CorePro LED PLC 9.5W 840 4P G24q-3	75 °C

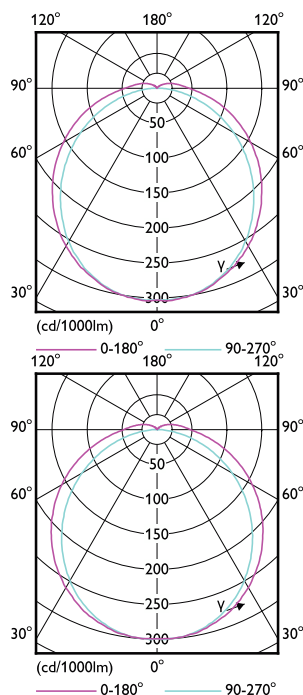
Mechanical and Housing

Order Code	Full Product Name	Bulb Finish
929001201102	CorePro LED PLC 6.5W 840 4P G24q-2	-
929003757602	CorePro LED PLC 5.5W 830 4P G24q-1	Frosted
929003757702	CorePro LED PLC 5.5W 840 4P G24q-1	Frosted
929003757802	CorePro LED PLC 6.5W 830 4P G24q-2	Frosted

Order Code	Full Product Name	Bulb Finish
929003757902	CorePro LED PLC 6.5W 840 4P G24q-2	Frosted
929003758002	CorePro LED PLC 9.5W 830 4P G24q-3	Frosted
929003758102	CorePro LED PLC 9.5W 840 4P G24q-3	Frosted

Approval and Application

Order Code	Full Product Name	Ambient temperature range	Energy
			Consumption kWh/1000 h
929001201102	CorePro LED PLC 6.5W 840 4P G24q-2	-20 °C to 35 °C	7 kWh
929003757602	CorePro LED PLC 5.5W 830 4P G24q-1	-20 to +45 °C	6 kWh
929003757702	CorePro LED PLC 5.5W 840 4P G24q-1	-20 to +45 °C	6 kWh
929003757802	CorePro LED PLC 6.5W 830 4P G24q-2	-20 to +45 °C	7 kWh
929003757902	CorePro LED PLC 6.5W 840 4P G24q-2	-20 to +45 °C	7 kWh
929003758002	CorePro LED PLC 9.5W 830 4P G24q-3	-20 to +45 °C	10 kWh
929003758102	CorePro LED PLC 9.5W 840 4P G24q-3	-20 to +45 °C	10 kWh



CorePro LED PLC 4P

