



# Robust, connectable luminaire with outstanding performance.

## Pacific LED Gen5

The Pacific LED gen5 is an innovative and best-in-class LED waterproof luminaire that is praised for its optimal performance. It meets the demanding requirements of contemporary and harsh industries. It is a very robust, compact and reliable luminaire with excellent quality of light. With a high degree of mechanical (IK08), water and dust protection (IP66), combined with proven chemical resistance, the Pacific LED gen5 can perfectly withstand the harsh conditions of the automotive, food and heavy industries. But it also performs well in car parks and warehouses. The Pacific LED gen5 luminaires provide superior, artefact-free light quality and homogeneous light, offered with multiple optics and a broad range of light outputs (up to 15,000 lm). This ensures more flexibility in optimised light scheme planning. They are also designed with a circular approach, which means that these fully-serviceable luminaires can be upgraded to extend their overall lifecycle. The luminaires stand out because of their quick-and-easy installation that facilitates through wiring and various connection and mounting options. But also, because of their attractive TCO, energy efficiency and ease of maintenance – with minimum of disruption to operations in demanding applications. To make the Pacific LED gen5 even more complete, system integration with Interact Industry opens up additional opportunities for optimized efficiency, energy savings, improved light management, productivity, and safety. Making it future proof in every aspect. Discover Pacific LED gen5. Optimal performance for demanding environments.

### Benefits

- Long service life offering peace of mind on your lighting installation.
- Suitable for your industrial application due to wide coverage including food production, heavy and chemical industries, automotive, parking garages and warehousing.
- Lowers your maintenance investments due to easy servicing and parts replacements with a modular approach.
- Can be integrated into an Interact connected lighting installation to optimize your operations and maximize energy saving and insights.

### Features

- Highly energy efficient and long lifetime: up to 160 lm/W and lifetime up to 100,000 hrs L80.
- Wide application coverage with extensive lumen output (up to 15000 lumen) and optics choice, combined with high quality chemical-resistant materials.
- Robust and compact product architecture, with high water and dust protection (IP66), combined with a high degree of mechanical protection (IK08).
- High uniformity, glare control and artefact-free light distributions.
- Hassle-free installation and maintenance.

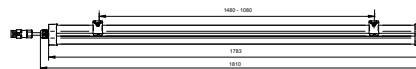
### Application

- Food Processing
- Parking Garages
- Manufacturing
- Warehouses/distribution centers

### Warnings and Safety

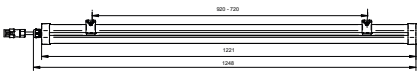
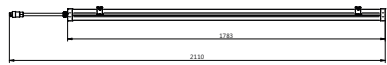
- UV radiation will damage the material over time resulting in loss of waterproof sealing and IP66 rating.
- Do not install the luminaire in locations where it will be exposed to direct sunlight.

### Dimensional drawing



# Pacific LED Gen5

## Dimensional drawing



## Product details



Pacific LED gen5 with Wieland connector

Pacific LED Gen5

General Information	
Driver included	Yes
Light source replaceable	Yes
Number of gear units	1 unit
Service tag	Yes
Light Technical	
Correlated Color Temperature (Nom)	4000 K
Color rendering index (CRI)	>80
Optic type	Wide beam
Operating and Electrical	
Protection class IEC	Safety class I
Input Voltage	220 to 240 V
Line Frequency	50 to 60 Hz
Suitable for random switching	No
Mechanical and Housing	
Explosion hazard class	Zone 2 and 22
Housing Color	White
Mech. impact protection code	IK08
Ingress protection code	IP66
Approval and Application	
Ambient temperature range	-25 to +45 °C
CE mark	Yes
ENEC mark	ENEC plus mark
Flammability mark	For mounting on easily flammable surfaces
Glow-wire test	Temperature 850 °C, duration 30 s
Flickering value (PstLM) - Flickering value as per EN 61000-3-3	1
Stroboscopic effect visibility measure (SVM)	0.4
Initial Performance (IEC Compliant)	
Initial chromaticity	(0.38, 0.38) SDCM <3
Luminous flux tolerance	+/-7%
Product Data	
Product family code	WT492C

Light Technical

Order Code	Full Product Name	Luminous Efficacy (rated) (Nom)	Luminous Flux
910925868704	WT492C 64S/840 PSU WB W5 L1200	160 lm/W	6,400 lm
910925868705	WT492C 80S/840 PSU WB W5 L1800	165 lm/W	8,000 lm
910925868706	WT492C 64S/840 PSD WB W5 L1200	162 lm/W	6,400 lm
910925868707	WT492C 80S/840 PSD WB W5 L1800	165 lm/W	8,000 lm

Operating and Electrical

Order Code	Full Product Name	Power Consumption
910925868704	WT492C 64S/840 PSU WB W5 L1200	40 W
910925868705	WT492C 80S/840 PSU WB W5 L1800	49 W

Order Code	Full Product Name	Power Consumption
910925868706	WT492C 64S/840 PSD WB W5 L1200	39.5 W
910925868707	WT492C 80S/840 PSD WB W5 L1800	48.5 W

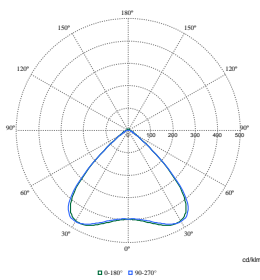
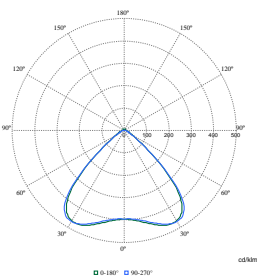
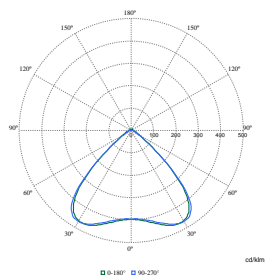
Controls and Dimming

Pacific LED Gen5

Order Code	Full Product Name	Dimmable
910925868704	WT492C 64S/840 PSU WB W5 L1200	No
910925868705	WT492C 80S/840 PSU WB W5 L1800	No

Order Code	Full Product Name	Dimmable
910925868706	WT492C 64S/840 PSD WB W5 L1200	Yes
910925868707	WT492C 80S/840 PSD WB W5 L1800	Yes

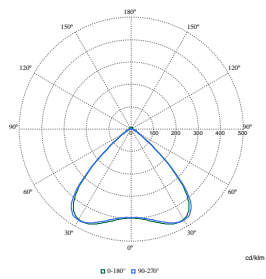
Polar Wide Diagrams



Polar Normal (separate) - WT490CI - 910925868706

Polar Normal (separate) - WT490CI - 910925868705

Polar Normal (separate) - WT490CI - 910925868704



Polar Normal (separate) - WT490CI - 910925868707

