



# Creating attractive inner-city landscapes

## OptiSpace

OptiSpace is a creative bollard solution which enables you to build a more attractive, citizen-centric inner-city space by avoiding verticalisation of the urban landscape. OptiSpace delivers all this and more while delivering an attractive TCO for your investment. Enabled by the different control options you can reduce energy consumption and minimise TCO further and thanks to the excellent and optimised light distribution options you can maximise spacing between the bollards, thereby minimising the number of light points needed to be installed. To support different design schemes, OptiSpace is also available in different colours: Ultra Dark Grey is the standard colour and other colours are available on request.

### Benefits

- A discreet design, nicely blending into modern inner-city spaces
- Attractive Total Cost of Ownership
- Compliant with key national and international regulations in Europe

### Features

- Enabling wide spacing, up to 20 metres
- Delivering up to 4,300 lm light output
- IP66 and IK10 ratings
- Warm White (WW)/Neutral White (NW) colour temperature options
- Choice of both asymmetric and symmetrical optics
- Ground section accessory

### Application

- Parks and squares
- Pedestrian and cycle paths
- Building facades and car parks

Versions

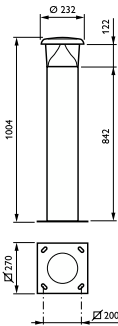


OptiSpace-BCB500



OptiSpace-BCB500 ANB

Dimensional drawing



Dimensional drawing

Product details

OptiSpace-BCB500 -5DPP.TIF




OptiSpace-BCB500 -1DPP.TIF



Product details



OptiSpace-BCB500 -9DPP.TIF



OptiSpace-BCB500 -7DPP.TIF



OptiSpace-BCB500 -2DPP.TIF



OptiSpace-BCB500 -3DPP.TIF



OptiSpace-BCB500 -4DPP.TIF



OptiSpace-BCB500 -8DPP.TIF



OptiSpace-BCB500 -6DPP.TIF



OptiSpace-BCB500 -10DPP.TIF

General Information	
Driver included	Yes
Light source replaceable	Yes
Number of gear units	Unit
Service Tag	Yes
Light Technical	
Light source colour	740 neutral white
Correlated Colour Temperature (Nom)	4000 K
Colour rendering index (CRI)	70
Upwards light output ratio	0
Operating and Electrical	
Surge Protection (Common/ Differential)	Luminaire surge protection level up to 6 kV differential mode and 6 kV common mode
Controls and Dimming	
Dimmable	No
Mechanical and Housing	
Optical cover type	Polycarbonate cover and gloss high-reflective optic
Housing Colour	Black
Mech. impact protection code	IK10
Ingress protection code	IP66
Standard tilt angle side entry	0°
Standard tilt angle post-top	0°
Approval and Application	
CE mark	Yes
Flammability mark	For mounting on normally flammable surfaces
Over Time Performance (IEC Compliant)	
Driver failure rate at 5,000 hours	0.5 %
Product Data	
Product family code	BCB500

General Information

Order Code	Full Product Name	Lamp family code
912300024101	BCB500 LED56-4S/740 S DGR	LED56
912300024103	BCB500 LED27-4S/740 ANB14 II A DGR	LED27

Light Technical

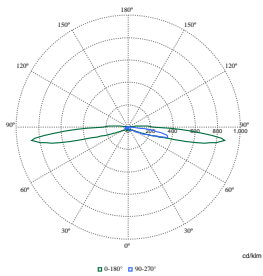
Order Code	Full Product Name	Luminaire light beam spread	Luminous Flux	Optic type outdoor
912300024101	BCB500 LED56-4S/740 S DGR	177°	4,900 lm	Symmetrical

Order Code	Full Product Name	Luminaire light beam spread	Luminous Flux	Optic type outdoor
912300024103	BCB500 LED27-4S/740 ANB14 II A DGR	7° - 9° x 177°	2,400 lm	Asymmetrical

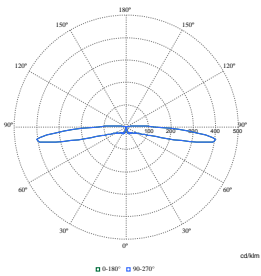
Operating and Electrical

Order Code	Full Product Name	Power Consumption	Order Code	Full Product Name	Power Consumption
912300024101	BCB500 LED56-4S/740 S DGR	37.2 W	912300024103	BCB500 LED27-4S/740 ANB14 II A DGR	20 W

Polar Wide Diagrams



Polar Normal (separate) - BCB500I - 912300024103



Polar Normal (separate) - BCB500I - 912300024101

