

# TownTune Asymmetric – Extending the home feel onto the street

## TownTune Asymmetric DR

Designed to enhance existing and scalable urban spaces, the TownTune family offers all the latest lighting innovations in terms of performance, quality of light and connectivity. The family consists of four solutions: a Central Post Top (CPT), an Asymmetric Spigot Post Top / Side Entry version (ASY), a version with an extending Lyre post top bracket (Lyre), and a Central Post Top with a Conical Comfort Bowl (CCB). Each TownTune luminaire can be customized with a choice of different shapes on top of the housing, plus there's the option to add a decorative ring, which comes in two colors (excluding CCB). Design options that enable you to create your very own lighting signature and bring a distinctive identity to districts and cities. In addition, every luminaire in the TownTune family is uniquely identifiable, thanks to the Signify Service tag app. By simply scanning a QR code, placed inside the door of the mast or directly on the luminaire, you can instantly access the configuration of the luminaire. This makes maintenance and programming operations faster and easier and enables you to create your digital library of lighting assets and spare parts. TownTune also uses the LEDGINE-O lighting platform, ensuring you always have the right amount and direction of light on your street. Furthermore, thanks to being system ready (SR), TownTune is also future proof. A solution that's ready to be paired with both standalone and advanced control and lighting software applications such as Interact City.

# TownTune Asymmetric DR

## Benefits

- LEDGINE-O platform for great performance, choice color temperatures and light distributions
- Optimized Total Cost of Ownership (L-Tune for flux tuning, standalone controls e.g., LumiStep, Dynadimmer, CLO (Constant Light output), LineSwitch)
- Ready to pair with advanced systems and software applications e.g., Interact City
- Long lifetime: 100,000 hours @L85 and higher
- Easy access to gear, vandal resistant (IK10), high ingress protection (IP66)

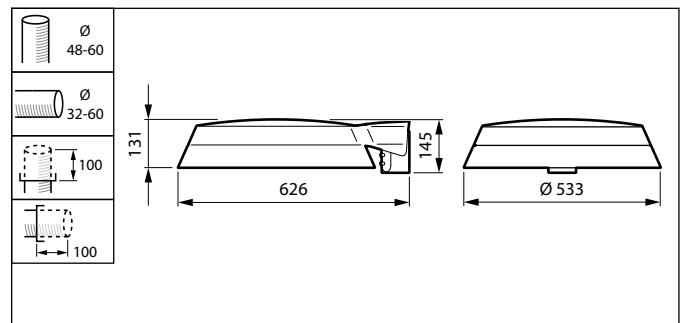
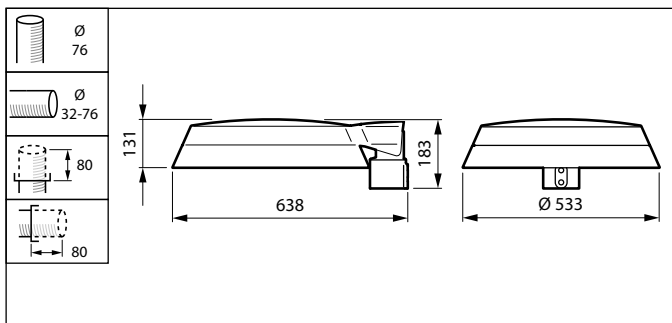
## Features

- Simple design for easy integration into urban spaces, wide range of accessories for customization
- Suitable for new and retrofit installations
- Range of lumen packages (1200 to 12000 lm) and CCTs (2200K, 2700K, 3000K, 4000K)
- Dedicated bowl for visual comfort and comfortable lighting experiences
- Service tag for easy installation and maintenance.

## Application

- Urban and residential areas
- Cycle paths, footpaths and pedestrian crossings
- City centers and squares
- Car parks

## Dimensional drawing



## Product details



TownTune ASY BDP265



TownTune ASY BDP265

# TownTune Asymmetric DR


## Product details



TownTune ASY BDP265



TownTune ASY BDP265



TownTune ASY DR BDP266



TownTune ASY BDP265

TownTune Asymmetric DR

General Information	
Driver included	Yes
Light source replaceable	Yes
Number of gear units	1 unit
Service tag	Yes
Light Technical	
Upward light output ratio	0
Operating and Electrical	
Surge Protection (Common/ Differential)	Standard surge protection level
Controls and Dimming	
Maximum dim level	10%
Mechanical and Housing	
Optical cover type	Polycarbonate bowl/cover UV- resistant
Housing Color	Gray
Mech. impact protection code	IK09
Ingress protection code	IP66
Standard tilt angle side entry	0°
Standard tilt angle posttop	-
Approval and Application	
CE mark	Yes
Flammability mark	For mounting on normally flammable surfaces
Over Time Performance (IEC Compliant)	
Driver failure rate at 5000 h	0.5 %
Product Data	
Product family code	BDP266

General Information

Order Code	Full Product Name	Lamp family code
912300024198	BDP266 LED50-4S/740 DS50 DDF2 76A	LED50
912300024203	BDP266 LED109-4S/740 II DM10 CLO SRT SRB	LED109
912300024456	BDP266 LED84-4S/830 II DM10 48/60A	LED84
912300024457	BDP266 LED94-4S/830 II DM10 48/60A	LED94

Light Technical (1/2)

Order Code	Full Product Name	Luminaire light beam spread	Light source color	Correlated Color Temperature (Nom)	Color rendering index (CRI)
912300024198	BDP266 LED50-4S/740 DS50 DDF2 76A	152° x 155°	740 neutral white	4000 K	70
912300024203	BDP266 LED109-4S/740	12° - 76° x 157°	740 neutral white	4000 K	70

Order Code	Full Product Name	Luminaire light beam spread	Light source color	Correlated Color Temperature (Nom)	Color rendering index (CRI)
	II DM10 CLO SRT SRB				
912300024456	BDP266 LED84-4S/830 II DM10 48/60A	77° - 11° x 156°	830 warm white	3000 K	80
912300024457	BDP266 LED94-4S/830 II DM10 48/60A	77° - 11° x 156°	830 warm white	3000 K	80

# TownTune Asymmetric DR

## Light Technical (2/2)

Order Code	Full Product Name	Luminous Flux	Optic type outdoor
912300024198	BDP266 LED50-4S/740 DS50 DDF2 76A	4,050 lm	Distribution symmetrical 50
912300024203	BDP266 LED109-4S/740 II DM10 CLO SRT SRB	8,610 lm	Distribution medium 10

Order Code	Full Product Name	Luminous Flux	Optic type outdoor
912300024456	BDP266 LED84-4S/830 II DM10 48/60A	6,888 lm	Distribution medium 10
912300024457	BDP266 LED94-4S/830 II DM10 48/60A	7,614 lm	Distribution medium 10

## Operating and Electrical

Order Code	Full Product Name	Power Consumption
912300024198	BDP266 LED50-4S/740 DS50 DDF2 76A	29.5 W
912300024203	BDP266 LED109-4S/740 II DM10 CLO SRT SRB	63 W

Order Code	Full Product Name	Power Consumption
912300024456	BDP266 LED84-4S/830 II DM10 48/60A	64 W
912300024457	BDP266 LED94-4S/830 II DM10 48/60A	72 W

## Controls and Dimming

Order Code	Full Product Name	Dimmable
912300024198	BDP266 LED50-4S/740 DS50 DDF2 76A	Yes
912300024203	BDP266 LED109-4S/740 II DM10 CLO SRT SRB	Yes

Order Code	Full Product Name	Dimmable
912300024456	BDP266 LED84-4S/830 II DM10 48/60A	No
912300024457	BDP266 LED94-4S/830 II DM10 48/60A	No

