



Luma gen2: the standard in road lighting redefined, with Ultra Efficient performance options

Luma gen2

Luma gen2 is the next generation of the Luma LED luminaire family, fully optimised to become your long-term lighting and innovation partner. While keeping the distinctive design characteristics of the first generation, Luma gen2 gives you the benefits of the latest technologies thanks to its future-proof System Ready architecture, use of optimised Ledgine LED and optical platform ensuring best-in-class lighting performance in a broad range of applications. It also offers improved serviceability. Installation has also become easier and faster, and thanks to the Service tag, you have access to all relevant documentations onsite. Also, the cable feed-through has been redesigned and access to the gear components is easy thanks to top down tool-less access. Luma gen2 also offers all connectivity and dimming options available today and thanks to being System Ready, it can also to be paired with lighting management systems such as Interact City or existing and upcoming sensor innovations. The Luma gen2 has been developed to optimise and simplify spare part repair and maintenance work using a new plug-and-play GearFlex module containing all electrical components in an easy to handle and accessible box inside the housing. As a company conscious about the impact of light on the environment and biodiversity, we also equipped the Luma gen2 with dedicated light recipes that help with maintaining the optimal ecosystems for bats or preserve a dark night sky.

Benefits

- Best-in-class efficiency and light performance in a broad range of applications
- Ease of repairs and maintenance via a dedicated GearFlex module
- Easy disassembly at end of life
- Future-ready thanks to the SR (System Ready) socket
- The luminaire is equipped with dedicated light recipes that help to maintain optimal ecosystems for bats, preserve the dark night sky and reduce light pollution
- Equipped with Service tag, a QR-based identification system that makes each luminaire uniquely identifiable and provides maintenance, installation and spare parts information on-site

Features

- Dedicated GearFlex module enabling faster, safer and tool-less maintenance
- Post-industrial recycled plastic material used in the GearFlex module and the white frame around the LED compartment
- >85% recyclable aluminium content
- Cable feed-through for easy installation
- Ready to be connected to Interact connected lighting management systems
- Ready to be paired with third-party lighting management systems and sensors
- Tilt with precision of 2.5 degrees
- Efficacy up to 200 lm /W for selected configurations
- Choice of 40+ different beams and different internal louvres
- flux optimisation tool
- Surge protection up to 10 kV
- Wide range of lumen packages, ranging from 1,000 to 89,000 lm
- Various CCTs ranging from 1800K – 5700K

Application

- Motorways, inter-urban main roads, boulevards and avenues, roundabouts, pedestrian crossings
- Residential streets, side streets, squares, parks, cycle and pedestrian paths, playgrounds
- Parking areas, industrial areas, petrol stations, rail yards, airports, harbours, waterways

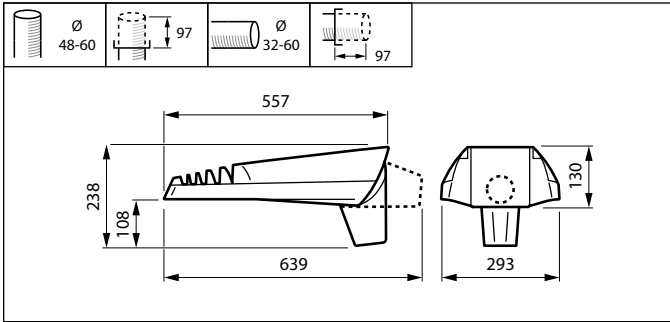
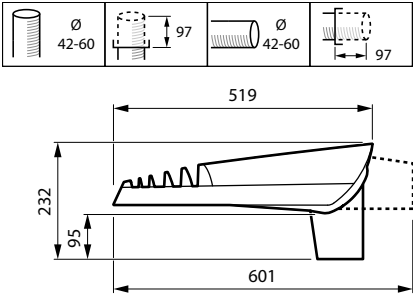
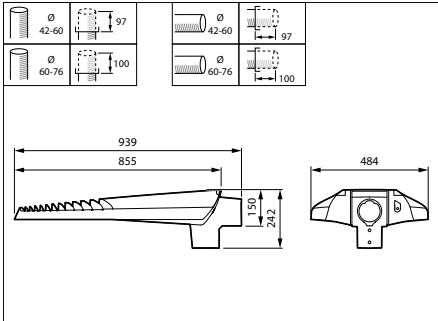
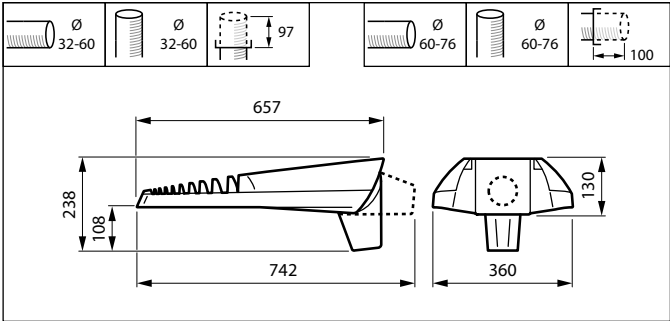
Versions

BGP705 Luma gen2 Large

Wattstopper B SPP



Dimensional drawing



Product details

BGP701 Luma gen2 Nano FG DPP



BGP701 Luma gen2 Nano Open2 DPP



BGP705 Luma gen2 Large FG DPP



BGP705 Luma gen2 Large Open1 DPP



General Information	
Driver included	Yes
Light source replaceable	Yes
Number of gear units	Unit
Service Tag	Yes
Light Technical	
Upwards light output ratio	0
Operating and Electrical	
Surge Protection (Common/Differential)	Luminaire surge protection level up to 6 kV differential mode and 8 kV common mode
Controls and Dimming	
Maximum dim level	Not applicable
Mechanical and Housing	
Optical cover type	Glass
Housing Colour	Grey
Ingress protection code	IP66
Standard tilt angle side entry	-
Standard tilt angle post-top	0°
Approval and Application	
CE mark	Yes
Flammability mark	-

General Information

Order Code	Full Product Name	Lamp family code
10583600	BGP701 LED8-4S/740 DM11 FG GR 42/60P	LED8
10584300	BGP701 LED40-4S/740 DM10 GF SRT SRB 42/6	LED40
10585000	BGP701 LW10 LED50-4S/830 DM11 GF CTGO-DG	LED50
05966500	BGP702 LED60-4S/740 DM11 GF SRT SRB 60/7	LED60
05967200	BGP702 LED40-4S/740 DM10 GF SRT SRB 60/7	LED40
05968900	BGP702 LW10 LED50-4S/830 DM11 GF CTGO	LED50
05974000	BGP704 LED140-4S/740 DM50 GF SRT SRB 60	LED140
05976400	BGP704 LW10 LED120-4S/830 DM11 GF CTGO	LED120
10403700	BGP705 LED150-4S/740 DM11 GF SRT SRB 60/	LED150

Light Technical (1/2)

Order Code	Full Product Name	Luminaire light beam spread	Light source colour	Correlated Colour Temperature (Nom)	Colour rendering index (CRI)
10583600	BGP701 LED8-4S/740 DM11 FG GR 42/60P	70° x 37°	740 neutral white	4000 K	70
10584300	BGP701 LED40-4S/740 DM10 GF SRT SRB 42/6	73° x 44°	740 neutral white	4000 K	70
10585000	BGP701 LW10 LED50-4S/830 DM11 GF CTGO-DG	70° x 37°	830 warm white	3000 K	80
05966500	BGP702 LED60-4S/740 DM11 GF SRT SRB 60/7	70° x 37°	740 neutral white	4000 K	70

Order Code	Full Product Name	Luminaire light beam spread	Light source colour	Correlated Colour Temperature (Nom)	Colour rendering index (CRI)
05967200	BGP702 LED40-4S/740 DM10 GF SRT SRB 60/7	73° x 44°	740 neutral white	4000 K	70
05968900	BGP702 LW10 LED50-4S/830 DM11 GF CTGO	70° x 37°	830 warm white	3000 K	80
05974000	BGP704 LED140-4S/740 DM50 GF SRT SRB 60	154° - 31° x 54°	740 neutral white	4000 K	70
05976400	BGP704 LW10 LED120-4S/830 DM11 GF CTGO	70° x 37°	830 warm white	3000 K	80

Order Code	Full Product Name	Luminaire	Light	Correlated	Colour
		light beam spread	source colour	Colour Temperature (Nom)	rendering index (CRI)
10403700	BGP705	70° x 37°	740	4000 K	70
	LED150-4S/740		neutral		
	DM11 GF SRT SRB 60/		white		

Light Technical (2/2)

Order Code	Full Product Name	Luminous Flux	Optic type outdoor
10583600	BGP701 LED8-4S/740 DM11 FG GR 42/60P	728 lm	Distribution medium 11
10584300	BGP701 LED40-4S/740 DM10 GF SRT SRB 42/6	3.600 lm	Distribution medium 10
10585000	BGP701 LW10 LED50-4S/830 DM11 GF CTGO-DG	4.500 lm	Distribution medium 11
05966500	BGP702 LED60-4S/740 DM11 GF SRT SRB 60/7	5.400 lm	Distribution medium 11
05967200	BGP702 LED40-4S/740 DM10 GF SRT SRB 60/7	3.600 lm	Distribution medium 10

Order Code	Full Product Name	Luminous Flux	Optic type outdoor
05968900	BGP702 LW10 LED50-4S/830 DM11 GF CTGO	4.500 lm	Distribution medium 11
05974000	BGP704 LED140-4S/740 DM50 GF SRT SRB 60	12.740 lm	Distribution medium 50
05976400	BGP704 LW10 LED120-4S/830 DM11 GF CTGO	10.920 lm	Distribution medium 11
10403700	BGP705 LED150-4S/740 DM11 GF SRT SRB 60/	13.500 lm	Distribution medium 11

Operating and Electrical

Order Code	Full Product Name	Power Consumption
10583600	BGP701 LED8-4S/740 DM11 FG GR 42/60P	6.1 W
10584300	BGP701 LED40-4S/740 DM10 GF SRT SRB 42/6	25 W
10585000	BGP701 LW10 LED50-4S/830 DM11 GF CTGO-DG	40.5 W
05966500	BGP702 LED60-4S/740 DM11 GF SRT SRB 60/7	38 W
05967200	BGP702 LED40-4S/740 DM10 GF SRT SRB 60/7	25 W

Order Code	Full Product Name	Power Consumption
05968900	BGP702 LW10 LED50-4S/830 DM11 GF CTGO	40.5 W
05974000	BGP704 LED140-4S/740 DM50 GF SRT SRB 60	83 W
05976400	BGP704 LW10 LED120-4S/830 DM11 GF CTGO	91 W
10403700	BGP705 LED150-4S/740 DM11 GF SRT SRB 60/	87 W

Controls and Dimming

Order Code	Full Product Name	Dimmable
10583600	BGP701 LED8-4S/740 DM11 FG GR 42/60P	No
10584300	BGP701 LED40-4S/740 DM10 GF SRT SRB 42/6	No
10585000	BGP701 LW10 LED50-4S/830 DM11 GF CTGO-DG	Yes
05966500	BGP702 LED60-4S/740 DM11 GF SRT SRB 60/7	No
05967200	BGP702 LED40-4S/740 DM10 GF SRT SRB 60/7	No

Order Code	Full Product Name	Dimmable
05968900	BGP702 LW10 LED50-4S/830 DM11 GF CTGO	Yes
05974000	BGP704 LED140-4S/740 DM50 GF SRT SRB 60	No
05976400	BGP704 LW10 LED120-4S/830 DM11 GF CTGO	Yes
10403700	BGP705 LED150-4S/740 DM11 GF SRT SRB 60/	No

Mechanical and Housing

Order Code	Full Product Name	Mech. impact protection code
10583600	BGP701 LED8-4S/740 DM11 FG GR 42/60P	IK10
10584300	BGP701 LED40-4S/740 DM10 GF SRT SRB 42/6	IK09
10585000	BGP701 LW10 LED50-4S/830 DM11 GF CTGO-DG	IK09
05966500	BGP702 LED60-4S/740 DM11 GF SRT SRB 60/7	IK09
05967200	BGP702 LED40-4S/740 DM10 GF SRT SRB 60/7	IK09

Order Code	Full Product Name	Mech. impact protection code
05968900	BGP702 LW10 LED50-4S/830 DM11 GF CTGO	IK09
05974000	BGP704 LED140-4S/740 DM50 GF SRT SRB 60	IK09
05976400	BGP704 LW10 LED120-4S/830 DM11 GF CTGO	IK09
10403700	BGP705 LED150-4S/740 DM11 GF SRT SRB 60/	IK09

Over Time Performance (IEC Compliant)

Order Code	Full Product Name	Driver failure rate at 5,000 hours
10583600	BGP701 LED8-4S/740 DM11 FG GR 42/60P	-
10584300	BGP701 LED40-4S/740 DM10 GF SRT SRB 42/6	-
10585000	BGP701 LW10 LED50-4S/830 DM11 GF CTGO-DG	-
05966500	BGP702 LED60-4S/740 DM11 GF SRT SRB 60/7	0.005 %
05967200	BGP702 LED40-4S/740 DM10 GF SRT SRB 60/7	0.005 %

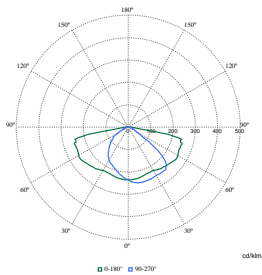
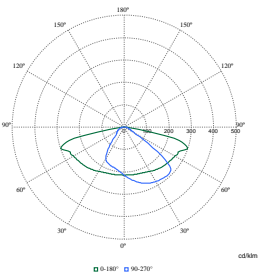
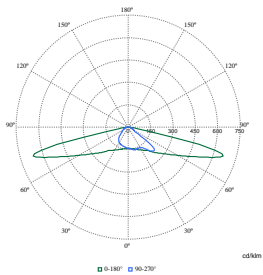
Order Code	Full Product Name	Driver failure rate at 5,000 hours
05968900	BGP702 LW10 LED50-4S/830 DM11 GF CTGO	0.005 %
05974000	BGP704 LED140-4S/740 DM50 GF SRT SRB 60	0.005 %
05976400	BGP704 LW10 LED120-4S/830 DM11 GF CTGO	0.005 %
10403700	BGP705 LED150-4S/740 DM11 GF SRT SRB 60/	0.005 %

Product Data

Order Code	Full Product Name	Product family code
10583600	BGP701 LED8-4S/740 DM11 FG GR 42/60P	BGP701
10584300	BGP701 LED40-4S/740 DM10 GF SRT SRB 42/6	BGP701
10585000	BGP701 LW10 LED50-4S/830 DM11 GF CTGO-DG	BGP701
05966500	BGP702 LED60-4S/740 DM11 GF SRT SRB 60/7	BGP702
05967200	BGP702 LED40-4S/740 DM10 GF SRT SRB 60/7	BGP702

Order Code	Full Product Name	Product family code
05968900	BGP702 LW10 LED50-4S/830 DM11 GF CTGO	BGP702
05974000	BGP704 LED140-4S/740 DM50 GF SRT SRB 60	BGP704
05976400	BGP704 LW10 LED120-4S/830 DM11 GF CTGO	BGP704
10403700	BGP705 LED150-4S/740 DM11 GF SRT SRB 60/	BGP705

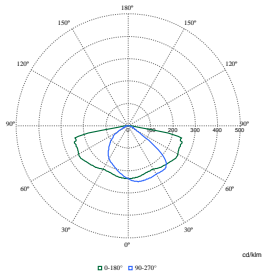
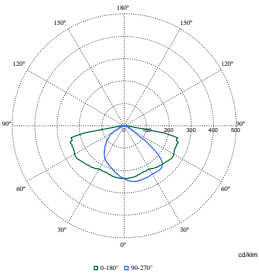
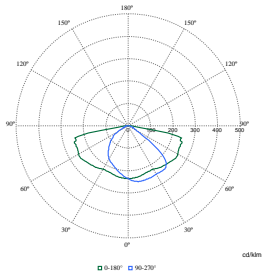
Polar Wide Diagrams



Polar Normal (separate) - BGP704I - 910925866542

Polar Normal (separate) - BGP702I - 910925866535

Polar Normal (separate) - BGP702I - 910925866536

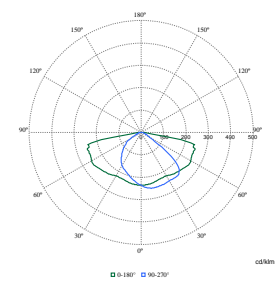


Polar Normal (separate) - BGP702I - 910925866534

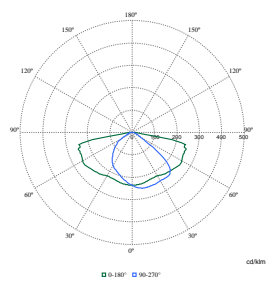
Polar Normal (separate) - BGP704I - 910925866544

Polar Normal (separate) - BGP705I - 910925867142

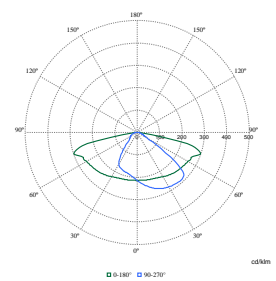
Polar Wide Diagrams



Polar Normal (separate) - BGP701I - 910925867326



Polar Normal (separate) - BGP701I - 910925867324



Polar Normal (separate) - BGP701I - 910925867325

