



Reliable, Energy saving LED Floodlight, CCT Selectable

SmartBright All-in Floodlight

The SmartBright All-in Floodlight comes with a compact and sturdy design. It's a new range with robust die-cast aluminum housing suitable for general outdoor application. CCT selectable is involved that is more convenient for customers' different requirements, saving more time for product selection.

Benefits

- A wide range of applications
- Reliable quality and performance
- Outstanding energy savings
- Easy to install & adjust
- Easier for stock management

Features

- CCT selectable: Warm White (WW), Neutral White (NW) and Cool White (CW) in one package
- Power: 10W, 20W, 30W, 50W, 70W, 100W, 150W and 200W
- Input voltage: 220V-240V
- Lumen efficacy up to 120lm/w
- Working temperature: -25°C to +40°C
- 50khrs life

SmartBright All-in Floodlight

Application

- Warehouses
- Landscape
- Arena and Sports
- Architectural light
- Billboard
- Parking area lighting
- Amenity

Versions



SMARTBRIGHT ALL-IN FLOODLIGHT



SMARTBRIGHT ALL-IN FLOODLIGHT



SMARTBRIGHT ALL-IN FLOODLIGHT



SMARTBRIGHT ALL-IN FLOODLIGHT

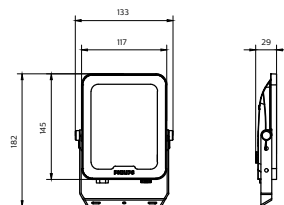
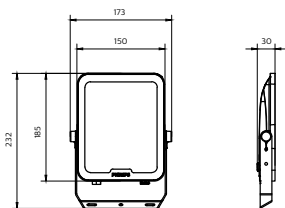


SMARTBRIGHT ALL-IN FLOODLIGHT



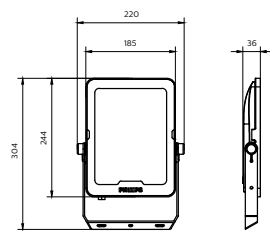
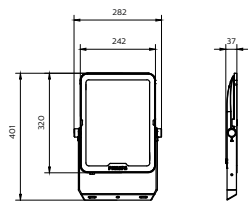
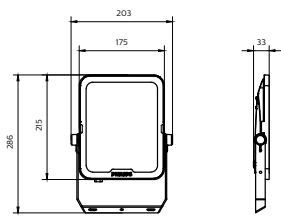
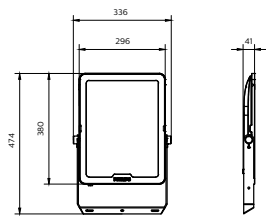
SMARTBRIGHT ALL-IN FLOODLIGHT

Dimensional drawing



SmartBright All-in Floodlight

Dimensional drawing



Product details



BVP158 CCT switch

SmartBright All-in Floodlight

General Information	
Driver included	Yes
Gear	-
Number of gear units	1 unit
Light Technical	
Luminaire light beam spread	110°
Light source color	3000K/4200K/ 6500K
Correlated Color Temperature (Nom)	3000 K
Color rendering index (CRI)	80
Number of light sources	1
Controls and Dimming	
Dimmable	No
Maximum dim level	Not applicable
Mechanical and Housing	
Optical cover type	Glass
Housing Color	Grey
Ingress protection code	IP65
Approval and Application	
CE mark	No
Flammability mark	For mounting on normally flammable surfaces
Glow-wire test	Temperature 650 °C, duration 30 s

Light Technical

Order Code	Full Product Name	Luminous Flux
911401875286	BVP158 LED84/WW_NW_CW PSU 70W SWB GM	7,700 lm
911401873286	BVP158 LED36/WW_NW_CW PSU 30W SWB GM	3,300 lm
911401877286	BVP158 LED180/WW_NW_CW PSU 150W SWB GM	16,500 lm
911401876286	BVP158 LED120/WW_NW_CW PSU 100W SWB GM	11,000 lm
911401878286	BVP158 LED240/WW_NW_CW PSU 200W SWB GM	22,000 lm
911401874286	BVP158 LED60/WW_NW_CW PSU 50W SWB GM	5,500 lm

Operating and Electrical

Order Code	Full Product Name	Power Consumption
911401875286	BVP158 LED84/WW_NW_CW PSU 70W SWB GM	70 W
911401873286	BVP158 LED36/WW_NW_CW PSU 30W SWB GM	30 W
911401877286	BVP158 LED180/WW_NW_CW PSU 150W SWB GM	150 W
911401876286	BVP158 LED120/WW_NW_CW PSU 100W SWB GM	100 W

Order Code	Full Product Name	Power Consumption
911401878286	BVP158 LED240/WW_NW_CW PSU 200W SWB GM	200 W
911401874286	BVP158 LED60/WW_NW_CW PSU 50W SWB GM	50 W

Mechanical and Housing

Order Code	Full Product Name	Mech. impact protection code
911401875286	BVP158 LED84/WW_NW_CW PSU 70W SWB GM	IK08
911401873286	BVP158 LED36/WW_NW_CW PSU 30W SWB GM	IK07
911401877286	BVP158 LED180/WW_NW_CW PSU 150W SWB GM	IK08

Order Code	Full Product Name	Mech. impact protection code
911401876286	BVP158 LED120/WW_NW_CW PSU 100W SWB GM	IK08
911401878286	BVP158 LED240/WW_NW_CW PSU 200W SWB GM	IK08
911401874286	BVP158 LED60/WW_NW_CW PSU 50W SWB GM	IK07

SmartBright All-in Floodlight

