



A reliable solution for essential projects.

CoreLine Value Highbay

CoreLine Value High-bay is the right choice for projects where essential specification and ease of installation are key. It comes with a trusted, high light quality, good service lifetime, energy savings and less maintenance. CoreLine Value High-bay delivers clear benefits for the installer too. The luminaire can be installed on the existing grid, and electrical connection is straightforward – there is no need to open the luminaire for installation and the external IP65 connector makes things easy to handle. A selection of optional accessories are available, including reflectors and a bracket to further increase installation flexibility.

Benefits

- Fulfills needs of essential projects, thanks to robust design and high water and dust-proof rating (IP65)
- Saves on energy and maintenance costs
- Easy installation thanks to single suspension hook and external connector

Features

- Modern, high-quality die-cast aluminium housing
- Long lifetime and high efficiency: 50.000 hours with flux at 70% min. compared to initial level
- High efficiency: up to 140lm/W
- IP65 external electrical connection
- Selection of optional accessories: reflectors and mounting bracket

Application

- General manufacturing
- Warehouses and logistical centres

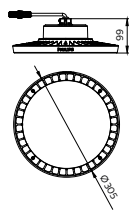
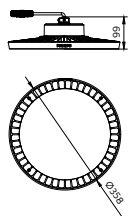
CoreLine Value Highbay

Versions



CoreLine High-bay Value BY101P

Dimensional drawing



Product details

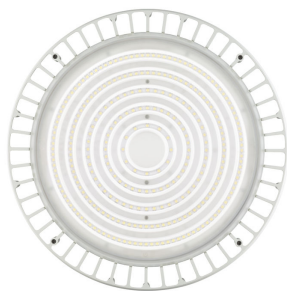
CoreLine High-bay Value BY101P
connector DPP4



CoreLine High-bay Value BY101P
with hook 2 DPP3



CoreLine High-bay Value BY101P
front DPP5



CoreLine Value Highbay

General Information	
Driver included	Yes
Light source replaceable	No
Number of gear units	1 unit
Light Technical	
Correlated Color Temperature (Nom)	4000 K
Color rendering index (CRI)	>80
Optic type	Wide beam
Operating and Electrical	
Protection class IEC	Safety class I
Input Voltage	220 to 240 V
Line Frequency	50 or 60 Hz
Suitable for random switching	No
Controls and Dimming	
Dimmable	No
Mechanical and Housing	
Housing Color	Gray
Mech. impact protection code	IK06
Ingress protection code	IP65
Approval and Application	
Ambient temperature range	-20 to +45 °C
CE mark	Yes
ENEC mark	-
Flammability mark	-
Glow-wire test	Temperature 650 °C, duration 30 s
Initial Performance (IEC Compliant)	
Initial chromaticity	(0.385, 0.380) SDCM<5
Luminous flux tolerance	+/-10%

Light Technical

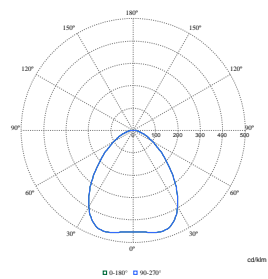
Order Code	Full Product Name	Luminous Efficacy (rated) (Nom)	Luminous Flux
52921200	BY101P LED200S/840 PSU WB	133 lm/W	20,500 lm
52922900	BY102P LED260S/840 PSU WB	136 lm/W	25,500 lm

Operating and Electrical

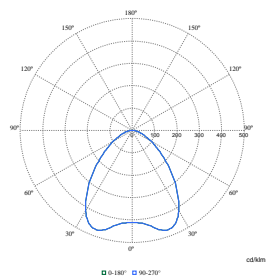
Order Code	Full Product Name	Power Consumption
52921200	BY101P LED200S/840 PSU WB	154 W

Order Code	Full Product Name	Power Consumption
52922900	BY102P LED260S/840 PSU WB	187 W

Polar Wide Diagrams



Polar Normal (separate) - null - 911401646207



Polar Normal (separate) - null - 911401646307

