



# Perfect sparkle, trendy design

## MASTERColour CDM-R111 Elite

MASTERColour CDM-R111 Elite combines the trendy look of 111 mm aluminium-reflector halogen lamps with the long life, high energy efficiency and crisp white light of MASTERColour CDM.

### Benefits

- Crisp white sparkling light
- Easy installation
- Less glare, comfort for shoppers and staff

### Features

- High lamp efficacy
- Long lamp lifetime compared to incandescent and halogen lamps
- The ceramic discharge tube is optimally positioned and stable in the reflector
- UV-block burner capsule
- Anti-glare cap design

### Application

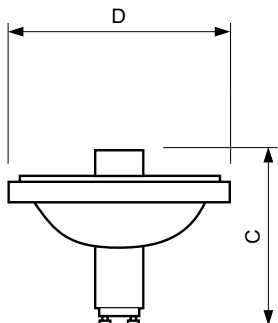
- Accent and decorative lighting: display lighting with sparkling, theatrical effects, even in surroundings with very high background ambient light levels, such as shops windows
- General lighting: in downlighters, a warm and comfortable atmosphere can be created

### Warnings and Safety

- Control gear must include end-of-life protection (IEC61167, IEC 62035)
- Use only with electronic control gear. 35W/930 lamps may also use electromagnetic gear.
- A lamp breaking is extremely unlikely to have any impact on your health. If a lamp breaks, ventilate the room for 30 minutes and remove the parts, preferably with gloves. Put them in a sealed plastic bag and take it to your local waste facilities for recycling. Do not use a vacuum cleaner.

# MASTERC colour CDM-R111 Elite

## Dimensional drawing



Product	D (max)	C (max)
MASTERC CDM-R111 Elite 35W/930 GX8.5 24D	111 mm	95 mm
MASTERC CDM-R111 Elite 70W/930 GX8.5 40D	111 mm	95 mm

### General Information

Cap-Base	GX8.5
Switching Cycle	1,050
Operating Position	UNIVERSAL

### Light Technical

Chromaticity Coordinate X (Nom)	0.434
Chromaticity Coordinate Y (Nom)	0.398
Color Designation	Warm White (WW)
Correlated Color Temperature (Nom)	3000 K
LLMF At End Of Nominal Lifetime (Nom)	70 %
Luminous Intensity (Nom)	8,500 cd

### Operating and Electrical

Warm-up time to 60% light	120 s
Voltage (Nom)	89 V

### Controls and Dimming

Dimmable	No
----------	----

### Mechanical and Housing

Bulb Finish	Reflector
Bulb Shape	R111

## Light Technical

Order Code	Full Product Name	Beam Angle (Nom)	Color rendering index (CRI)	Luminous Efficacy (rated) (Nom)	Luminous Flux
928195405330	MASTERC CDM-R111 Elite 35W/930 GX8.5 24D	24 degree(s)	90	46 lm/W	1,750 lm
928195805330	MASTERC CDM-R111 Elite 70W/930 GX8.5 40D	40 degree(s)	92	50 lm/W	3,550 lm

## Operating and Electrical

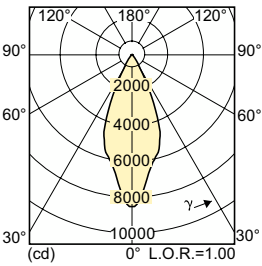
Order Code	Full Product Name	Power Consumption
928195405330	MASTERC CDM-R111 Elite 35W/930 GX8.5 24D	39.1 W

Order Code	Full Product Name	Power Consumption
928195805330	MASTERC CDM-R111 Elite 70W/930 GX8.5 40D	73.2 W

## Approval and Application

Order Code	Full Product Name	Energy Consumption kWh/1000 h	Mercury (Hg) Content (Max)	Mercury (Hg) Content (Nom)
928195405330	MASTERC CDM-R111 Elite 35W/930 GX8.5 24D	40 kWh	4.7 mg	4.7 mg

Order Code	Full Product Name	Energy Consumption kWh/1000 h	Mercury (Hg) Content (Max)	Mercury (Hg) Content (Nom)
928195805330	MASTERC CDM-R111 Elite 70W/930 GX8.5 40D	74 kWh	6.6 mg	6.6 mg

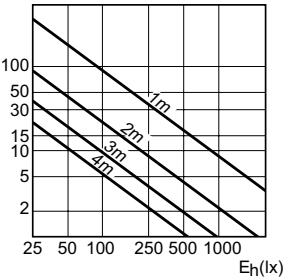


90°

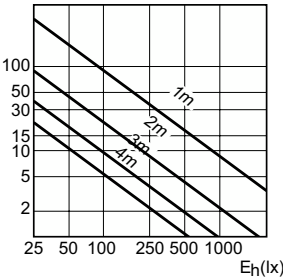
60°

120°

Accent Diagrams

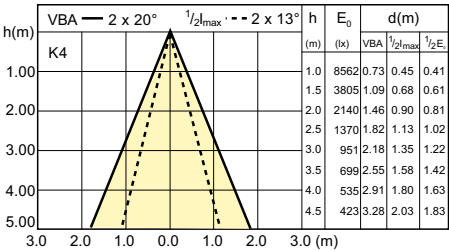


Accent Diagram - MASTER CDM-R111 Elite  
35W/930 GX8.5 24D

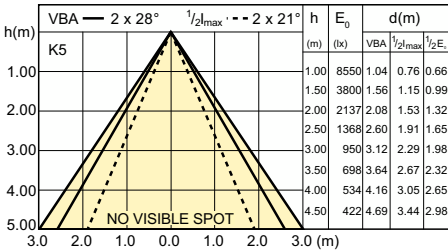


Accent Diagram - MASTER CDM-R111 Elite  
70W/930 GX8.5 40D

Beam Diagrams



Beam diagram - MASTER CDM-R111 Elite  
35W/930 GX8.5 24D



Beam diagram - MASTER CDM-R111 Elite  
70W/930 GX8.5 40D

