



# Product Description

## MASTERColour CDM-T

Range of single-ended, compact, high-efficiency, discharge lamps with a stable colour over lifetime and a crisp, sparkling light

### Benefits

- Stable colour impression over lifetime
- High lamp efficacy results in low operating costs and low heat generation
- Long lamp life compared with incandescent and halogen lamps
- Relatively low heat output enhances comfort for shoppers and staff
- All types are UV-Block for reduced fading risks

### Features

- Warm or cool white colour impression
- Colour rendering good to excellent
- Allows small-size luminaire designs that give high beam intensities

### Application

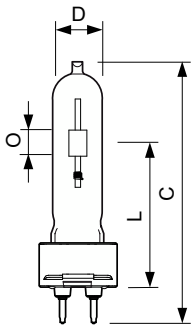
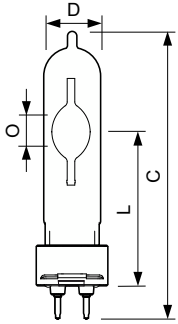
- Shops and shop windows, offices and public buildings
- Decorative outdoor: floodlighting and pedestrian areas

### Warnings and Safety

- Use only in totally enclosed luminaire, even during testing (IEC61167, IEC 62035, IEC60598)
- The luminaire must be able to contain hot lamp parts if the lamp ruptures
- Control gear must include end-of-life protection (IEC61167, IEC 62035)
- Lamps may use electronic or electromagnetic control gear, except 35W/942 and 20W lamps, which must use electronic control gear.
- A lamp breaking is extremely unlikely to have any impact on your health. If a lamp breaks, ventilate the room for 30 minutes and remove the parts, preferably with gloves. Put them in a sealed plastic bag and take it to your local waste facilities for recycling. Do not use a vacuum cleaner.

# MASTERColour CDM-T

## Dimensional drawing



Product	D (max)	O	L (min)	L (max)	L	C (max)
MASTERC CDM-T 250W/942 G12 1CT/12	25 mm	12.3 mm	71.5 mm	73.5 mm	72.5 mm	135 mm

Product	D (max)	D	O	L (min)	L (max)	L	C (max)
MASTERC CDM-T 150W/830 G12 1CT	20 mm	0.75 in	9 mm	55 mm	57 mm	56 mm	110 mm
MASTERC CDM-T 150W/942 G12 1CT	20 mm	0.75 in	8 mm	55 mm	57 mm	56 mm	110 mm
MASTERC CDM-T 35W/830 G12 1CT/12	20 mm	0.75 in	5 mm	55 mm	57 mm	56 mm	103 mm
MASTERC CDM-T 35W/842 G12 1CT/12	20 mm	0.75 in	5 mm	55 mm	57 mm	56 mm	103 mm
MASTERC CDM-T 70W/830 G12 1CT/12	20 mm	0.75 in	7 mm	55 mm	57 mm	56 mm	103 mm
MASTERC CDM-T 70W/942 G12 1CT/12	20 mm	0.75 in	6 mm	55 mm	57 mm	56 mm	103 mm

### General Information

Cap base	G12
Operating position	UNIVERSAL

### Controls and Dimming

Dimmable	No
----------	----

### Mechanical and Housing

Lamp Finish	Clear
-------------	-------

## Light Technical

Order Code	Full Product Name	Chromaticity	Chromaticity	Colour designation	Correlated Colour Temperature (Nom)	Colour	Luminous efficacy (rated) (nom.)	Luminous Flux
		Coordinate X (Nom)	Coordinate Y (Nom)			rendering index (CRI)		
19699615	MASTERColour CDM-T 70W/830 G12 1CT/12	0.434	0.398	Warm White (WW)	3000 K	84	85 lm/W	6,200 lm
19697215	MASTERColour CDM-T 35W/830 G12 1CT/12	0.434	0.398	Warm White (WW)	3000 K	83	79 lm/W	3,100 lm
19780115	MASTERColour CDM-T 150W/830 G12 1CT	0.434	0.398	Warm White (WW)	3000 K	88	88 lm/W	13,000 lm
19927015	MASTERColour CDM-T 70W/942 G12 1CT/12	0.371	0.366	Cool White (CW)	4200 K	92	85 lm/W	6,200 lm

## MASTERColour CDM-T

Order Code	Full Product Name	Chromaticity	Chromaticity	Colour designation	Correlated Colour Temperature (Nom)	Colour	Luminous efficacy (rated) (nom.)	Luminous Flux
		Coordinate X (Nom)	Coordinate Y (Nom)			rendering index (CRI)		
20005115	MASTERColour CDM-T 150W/942 G12 1CT	0.371	0.366	Cool White (CW)	4200 K	96	82 lm/W	12,100 lm
21112515	MASTERColour CDM-T 250W/942 G12 1CT/12	0.371	0.366	Cool White (CW)	4200 K	91	105 lm/W	26,250 lm
21126215	MASTERColour CDM-T 35W/842 G12 1CT/12	0.371	0.366	Cool White (CW)	4200 K	84	77 lm/W	3,000 lm

### Operating and Electrical

Order Code	Full Product Name	Voltage (nom.)	Power Consumption
19699615	MASTERColour CDM-T 70W/830 G12 1CT/12	88 V	73.2 W
19697215	MASTERColour CDM-T 35W/830 G12 1CT/12	82 V	39.1 W
19780115	MASTERColour CDM-T 150W/830 G12 1CT	96 V	150.1 W
19927015	MASTERColour CDM-T 70W/942 G12 1CT/12	88 V	73.2 W

Order Code	Full Product Name	Voltage (nom.)	Power Consumption
20005115	MASTERColour CDM-T 150W/942 G12 1CT	90 V	150.1 W
21112515	MASTERColour CDM-T 250W/942 G12 1CT/12	93 V	250.0 W
21126215	MASTERColour CDM-T 35W/842 G12 1CT/12	85 V	39.1 W

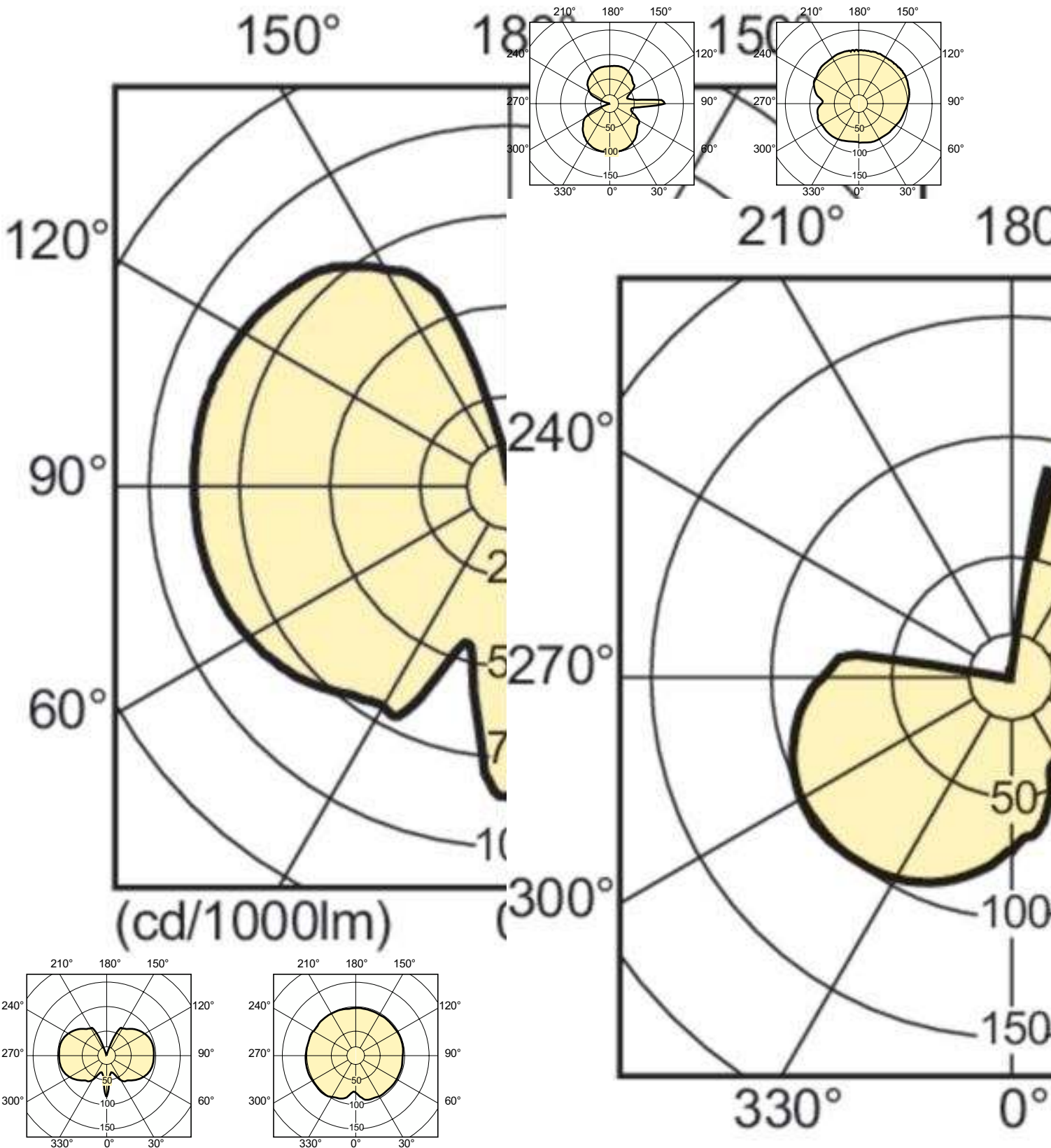
### Mechanical and Housing

Order Code	Full Product Name	Bulb shape
19699615	MASTERColour CDM-T 70W/830 G12 1CT/12	T19
19697215	MASTERColour CDM-T 35W/830 G12 1CT/12	T19
19780115	MASTERColour CDM-T 150W/830 G12 1CT	T19
19927015	MASTERColour CDM-T 70W/942 G12 1CT/12	T19

Order Code	Full Product Name	Bulb shape
20005115	MASTERColour CDM-T 150W/942 G12 1CT	T19
21112515	MASTERColour CDM-T 250W/942 G12 1CT/12	T24
21126215	MASTERColour CDM-T 35W/842 G12 1CT/12	T19

### Approval and Application

Order Code	Full Product Name	Energy consumption kWh/1,000 hours	Mercury (Hg) content (max.)	Mercury (Hg) content (nom.)
19699615	MASTERColour CDM-T 70W/830 G12 1CT/12	74 kWh	4.6 mg	4.6 mg
19697215	MASTERColour CDM-T 35W/830 G12 1CT/12	40 kWh	3.2 mg	3.1 mg
19780115	MASTERColour CDM-T 150W/830 G12 1CT	151 kWh	14.3 mg	14.3 mg
19927015	MASTERColour CDM-T 70W/942 G12 1CT/12	74 kWh	6.1 mg	6.1 mg
20005115	MASTERColour CDM-T 150W/942 G12 1CT	151 kWh	10.4 mg	10.4 mg
21112515	MASTERColour CDM-T 250W/942 G12 1CT/12	250 kWh	20 mg	20.0 mg
21126215	MASTERColour CDM-T 35W/842 G12 1CT/12	40 kWh	2.7 mg	2.7 mg



MASTERColour CDM-T

