



The next generation of white light

MasterColor CDM-T Elite Med Wattage

The Philips MasterColor Elite MW system offers an unrivalled level of light quality and performance. The lamp's sparkling white light creates a natural ambience and really brings out the best in all different types of colors. In addition, the high efficiency of the lamp and ballast together means reduced energy use and a lower cost of ownership compared to a 400W Metal Halide HID system.

Benefits

- Excellent color rendering of 90+ CRI.
- Philips "Green Flagship Product" - Low mercury, no lead.
- New socket design provides higher optical efficiency.

Features

- Significant upgrade opportunity over traditional HID systems.
- Viable alternative to fluorescent options.
- Excellent color quality and consistent light output from beginning to end.
- Being 50% smaller than traditional metal halide lamps, MasterColor CDM Elite MW gives freedom in optic and luminaire design.
- Sparkling properties of white light create a more natural and inviting ambience.
- 210 & 315 Watt, 3000 & 4200 color versions. Each powered by a Philips Advance e-Vision electronic ballast.

Application

- Ideal for architectural facade lighting, illumination of pedestrian areas, indoor retail outlets, warehouses, manufacturing facilities.

MasterColor CDM-T Elite Med Wattage

Warnings and Safety

- R "WARNING: These lamps can cause serious skin burn and eye inflammation from short wave ultraviolet radiation if outer envelope of the lamp is broken or punctured. Do not use where people will remain for more than a few minutes unless adequate shielding or other safety precautions are used. Certain lamps that will automatically extinguish when the outer envelope is broken or punctured are commercially available." This lamp complies with FDA radiation performance standard 21 CFR subchapter J. (USA:21 CFR 1040.30 Canada: SOR/DORS/80-381)

Versions

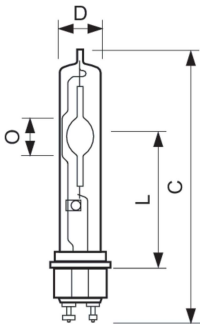


LPPR D-CDM-T PGZ18 TMW28 CL



LPPR D-CDM-T 0001

Dimensional drawing



Product	D (max)	D	D	C (max)	C
CDM Elite TMW 315/942/U/O EU	1.5 inch	38 mm	193 mm		
CDM-T Elite 315W/930 PGZ18.1CT/12	29 mm	1.1 inch	28 mm	188 mm	186 mm
CDM-T Elite 315W/942 PGZ18.1CT/12	29 mm	1.1 inch	28 mm	188 mm	186 mm

General Information	
Operating Position	UNIVERSAL
Operating and Electrical	
Voltage (Nom)	100 V
Power Consumption	315.9 W
Controls and Dimming	
Dimmable	No
Mechanical and Housing	
Bulb Finish	Clear
Approval and Application	
Energy Consumption kWh/1000 h	316 kWh

General Information

MasterColor CDM-T Elite Med Wattage

Order Code	Full Product Name	Cap-Base
54801000	MASTERColour CDM-TMW Elite 315W/930 1CT	PGZ18
54803400	MASTERC CDM-TMW Elite 315W/942 1CT	PGZ18

Order Code	Full Product Name	Cap-Base
13960700	CDM Elite TMW 315/942/U/O EU	PGZX18

Light Technical (1/2)

Order Code	Full Product Name	Chromaticity Coordinate X (Nom)	Chromaticity Coordinate Y (Nom)	Color Designation	Correlated Color Temperature (Nom)	Color rendering index (CRI)	Luminous Efficacy (Rated) (Min)	Luminous Efficacy (rated) (Nom)
54801000	MASTERColour CDM-TMW Elite 315W/930 1CT	0.434	0.398	Warm White (WW)	3000 K	90	112 lm/W	120 lm/W
54803400	MASTERC CDM-TMW Elite 315W/942 1CT	0.371	0.366	Cool White (CW)	4200 K	93	105 lm/W	112 lm/W
13960700	CDM Elite TMW 315/942/U/O EU	0.371	0.366	Cool White (CW)	4200 K	93	99 lm/W	109 lm/W

Light Technical (2/2)

Order Code	Full Product Name	Luminous Flux
54801000	MASTERColour CDM-TMW Elite 315W/930 1CT	38,000 lm
54803400	MASTERC CDM-TMW Elite 315W/942 1CT	35,500 lm

Order Code	Full Product Name	Luminous Flux
13960700	CDM Elite TMW 315/942/U/O EU	34,300 lm

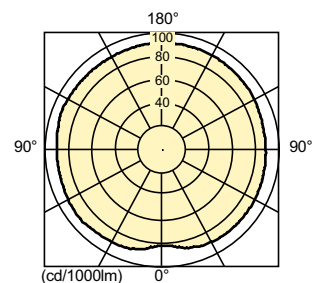
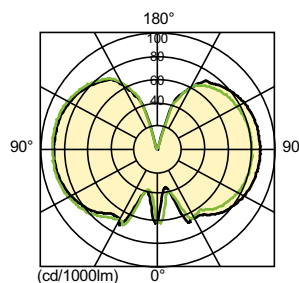
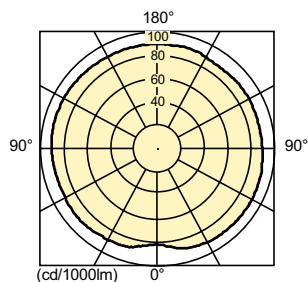
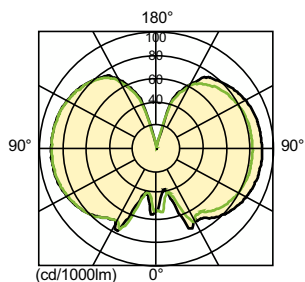
Mechanical and Housing

Order Code	Full Product Name	Bulb Shape
54801000	MASTERColour CDM-TMW Elite 315W/930 1CT	TMW28
54803400	MASTERC CDM-TMW Elite 315W/942 1CT	TMW28

Order Code	Full Product Name	Bulb Shape
13960700	CDM Elite TMW 315/942/U/O EU	T12

Approval and Application

Order Code	Full Product Name	Mercury (Hg) Content (Max)
54801000	MASTERColour CDM-TMW Elite 315W/930 1CT	28 mg
54803400	MASTERC CDM-TMW Elite 315W/942 1CT	25 mg
13960700	CDM Elite TMW 315/942/U/O EU	25 mg



MasterColor CDM-T Elite Med Wattage

