



Product Description

PAR38

Pressed-glass 121 mm diameter reflector lamps of high luminous intensity

Benefits

- Produces the same useful light as conventional PAR lamps at 20% lower energy

Features

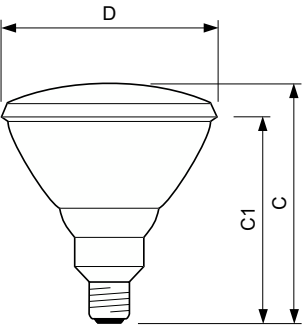
- Spot versions have a stippled front reflector producing a narrow, homogeneous beam
- Flood versions have a front refractor composed of prismatic elements

Application

- Can be used indoors and outdoors, or wherever blown-bulb reflector lamps would be too vulnerable
- Indoors: shops, window displays, homes, hotels, restaurants, theatres, museums, exhibitions and buildings
- Outdoors: floodlighting, advertising signs, buildings, statues, podiums, sports grounds, parks and gardens
- Can be installed outdoors without any protection, provided they are used in a watertight lampholder
- For outdoor use, a heat-resistant rubber ring must be fitted between the lamp and the lampholder

PAR38

Dimensional drawing



Product	D	C (max)	C1
PAR38 120W E27 240V FL 1CT/6	121 mm	137 mm	123 mm
PAR38 120W E27/51 220-240V PAR38 12D 1CT	121 mm	137 mm	123 mm
PAR38 120W E27/51 220-240V PAR38 30D 1CT	121 mm	137 mm	123 mm
PAR38 80W E27 230V PAR38 FL 30D 1CT/12	123 mm	137 mm	

General Information	
Rated Lifetime (Hours)	2,000 hour(s)
Nominal lifetime	2,000 hour(s)
Operating Position	UNIVERSAL
Light Technical	
Color rendering index (CRI)	100
Operating and Electrical	
Starting Time (Nom)	0.0 s
Mechanical and Housing	
Bulb Shape	PAR38

General Information

Order Code	Full Product Name	Cap-Base	Switching	
			Cycle	
923810544296	PAR38 80W E27 230V PAR38 FL 30D 1CT/12	E27	8,000	
923815343301	PAR38 120W E27/51 220-240V PAR38 12D 1CT	E27/51	-	

Order Code	Full Product Name	Cap-Base	Switching	
			Cycle	
923815643301	PAR38 120W E27/51 220-240V PAR38 30D 1CT	E27/51	-	
923815645594	PAR38 120W E27 240V FL 1CT/6	E27/51	-	

Light Technical

Order Code	Full Product Name	Beam Angle (Nom)	Correlated Color Temperature (Nom)	Luminous Flux
923810544296	PAR38 80W E27 230V PAR38 FL 30D 1CT/12	30 degree(s)	2700 K	-
923815343301	PAR38 120W E27/51 220-240V PAR38 12D 1CT	12 degree(s)	-	1,150 lm

Order Code	Full Product Name	Beam Angle (Nom)	Correlated Color Temperature (Nom)	Luminous Flux
923815643301	PAR38 120W E27/51 220-240V PAR38 30D 1CT	30 degree(s)	-	1,150 lm
923815645594	PAR38 120W E27 240V FL 1CT/6	30 degree(s)	-	1,150 lm

Operating and Electrical

PAR38

Order Code	Full Product Name	Warm-up	Voltage (Nom)	Power Consumption
		time to 60% light		
923810544296	PAR38 80W E27 230V PAR38 FL 30D 1CT/12	instant full light s	230 V	80.0 W
923815343301	PAR38 120W E27/51 220-240V PAR38 12D 1CT	-	220-240 V	120 W

Order Code	Full Product Name	Warm-up	Voltage (Nom)	Power Consumption
		time to 60% light		
923815643301	PAR38 120W E27/51 220-240V PAR38 30D 1CT	-	220-240 V	120 W
923815645594	PAR38 120W E27 240V FL 1CT/6	-	220-240 V	120 W

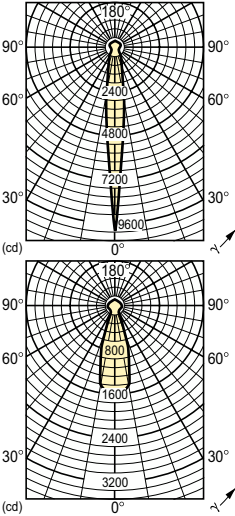
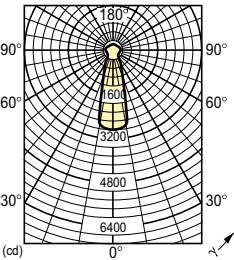
Controls and Dimming

Order Code	Full Product Name	Dimmable
923810544296	PAR38 80W E27 230V PAR38 FL 30D 1CT/12	Yes
923815343301	PAR38 120W E27/51 220-240V PAR38 12D 1CT	-

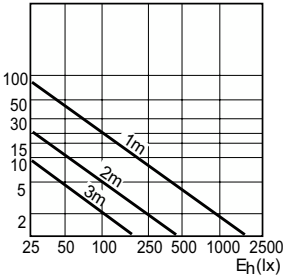
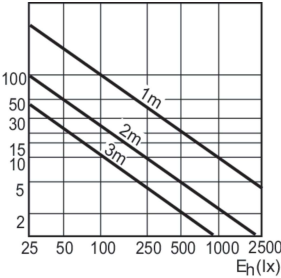
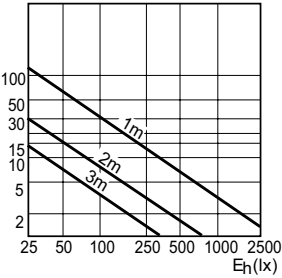
Order Code	Full Product Name	Dimmable
923815643301	PAR38 120W E27/51 220-240V PAR38 30D 1CT	-
923815645594	PAR38 120W E27 240V FL 1CT/6	-

Approval and Application

Order Code	Full Product Name	Energy Consumption
		kWh/1000 h
923810544296	PAR38 80W E27 230V PAR38 FL 30D 1CT/12	80 kWh
923815343301	PAR38 120W E27/51 220-240V PAR38 12D 1CT	-
923815643301	PAR38 120W E27/51 220-240V PAR38 30D 1CT	-
923815645594	PAR38 120W E27 240V FL 1CT/6	-



Accent Diagrams



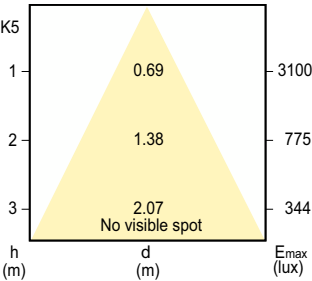
Accent Diagram - PAR38 120W E27/51
220-240V PAR38 30D 1CT

Accent Diagram - PAR38 120W E27/51
220-240V PAR38 12D 1CT

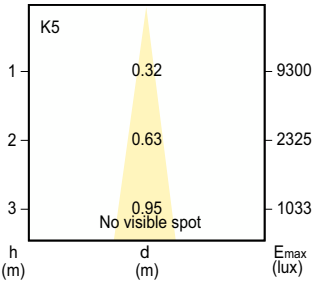
Accent Diagram - PAR38 80W E27 230V PAR38
FL 30D 1CT/12

PAR38

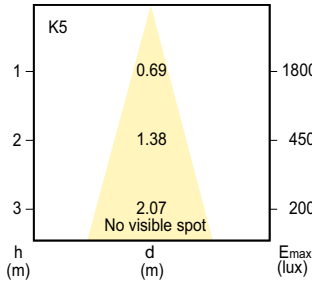
Beam Diagrams



Beam diagram - PAR38 120W E27/51 220-240V
PAR38 30D 1CT



Beam diagram - PAR38 120W E27/51 220-240V
PAR38 12D 1CT



Beam diagram - PAR38 80W E27 230V PAR38
FL 30D 1CT/12

