



Map - Effectively guiding

Map Brackets

The Map bracket establishes itself as a key street furniture as its designed wings embellish the view day and night, and their width allows a broad lighting coverage.

Benefits

- Compatible with our Accante and Aloa ranges of conical poles
- Compatible with all Philips standard and advanced public lighting systems

Features

- Available in single arm, double arm and wall-mounting versions
- Length range: 1100 or 1300mm
- Luminaire fixing: suspended
- Optional luminous cap at the top

Application

- Roads and streets
- Commercial districts
- City centers

Map Brackets

Versions



Map Pole Wall bracket-JSP660 S1300

Map DA bracket-JSP660 S1300

Map DA bracket-JSP660 S1150

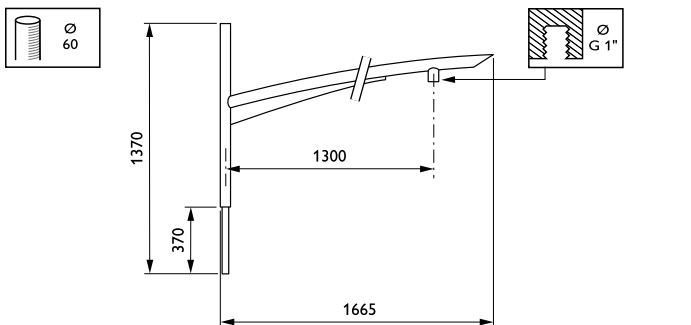
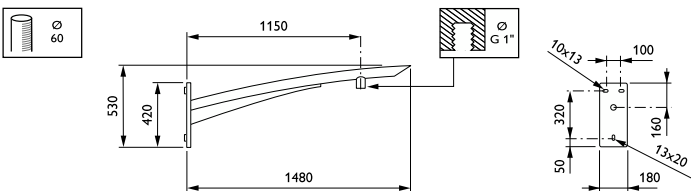
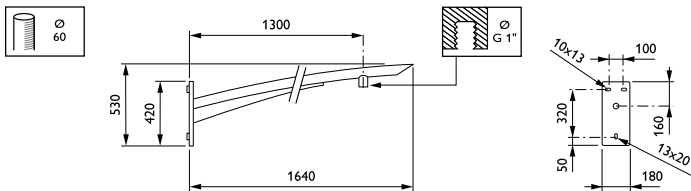
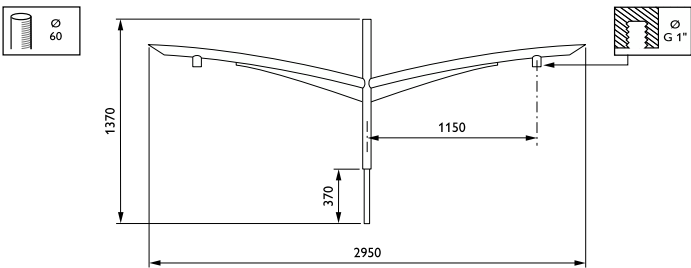
Map SA bracket-JSP660 S1150



Map SA bracket-JSP660 S1300

Map Pole Wall bracket-JSP660 S1150

Dimensional drawing



Map Brackets

Dimensional drawing

