



For top performance and sustainability

MASTER LEDtube EM/Mains T8

The Philips MASTER LEDtube integrates a LED light source into a traditional fluorescent form factor. Its unique design creates a perfectly uniform visual appearance, which cannot be distinguished from traditional fluorescent. These T8 LED tubes are the right choice for absolute performance and are designed to stand up to everyday conditions. Unparalleled savings thanks to low energy consumption and an exceptionally long lifetime ensure this tube masters every demanding application.

Benefits

- Absolute performance that provides a solution for every application
- Unparalleled savings with low energy consumption and long lifetime
- Robust and reliable: stands up to everyday conditions

Features

- Retrofit existing T8 lamps on EM ballast or mains
- > 50% energy savings compared to fluorescent tubes with up to 185lm/W
- Extra-long life up to 75,000 hours
- Shatterproof, passing drop test horizontally from a height of 4m on to a flat concrete according to IEC 61549.
- Enable easy implementation of HACCP without need for additional guard, supported by product level NSF certificate
- 160° small beam angle to ensure higher flux where needed
- No mercury

Application

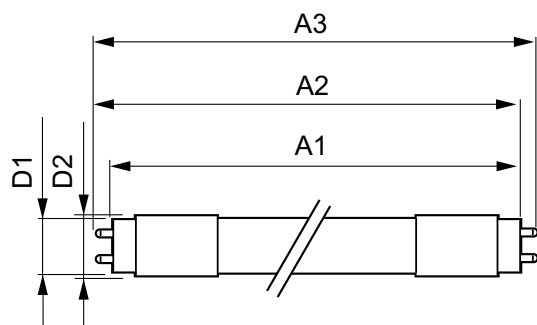
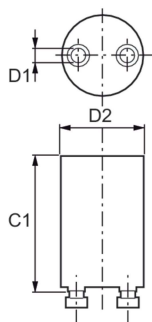
- Parking lots / covered car parks
- Warehouses / coldrooms / signage
- Transport and distribution areas
- Food & Museums

MASTER LEDtube EM/Mains T8

Warnings and Safety

- NOTE: The overall energy efficiency and light distribution of any installation that uses these lamps will be determined by the design of the installation.

Dimensional drawing



Product	D1	D2	C1
MASTER LEDtube Starter EMP	3 mm	21.5 mm	34.5 mm
MASTER LEDtube Starter EMP GenII OP	3 mm	21.5 mm	34.5 mm

Product	D1	D2	A1	A2	A3
MAS LEDtube 1200mm HO 12.5W 865 T8	25.8 mm	28 mm	1,198.2 mm	1,205.3 mm	1,212.4 mm
MAS LEDtube 1500mm HO 18.2W 840 T8	25.8 mm	28 mm	1,498.8 mm	1,505.9 mm	1,513 mm

General Information

Order Code	Full Product Name	Cap-Base	Switching Cycle	Nominal lifetime
929001922802	MAS LEDtube 1200mm HO 12.5W 865 T8	G13 ROT	200,000	75,000 hour(s)
929001923002	MAS LEDtube 1500mm HO 18.2W 840 T8	G13 ROT	200,000	75,000 hour(s)

Order Code	Full Product Name	Cap-Base	Switching Cycle	Nominal lifetime
929000299902	MASTER LEDtube Starter EMP	-	-	-
929001801432	MASTER LEDtube Starter EMP GenII OP	-	-	-

Light Technical

Order Code	Full Product Name	Beam Angle (Nom)	Correlated Color Temperature (Nom)	Color rendering index (CRI)	Color Code	LLMF At End Of Nominal Lifetime (Nom)	Luminous Flux
929001922802	MAS LEDtube 1200mm HO 12.5W 865 T8	160 degree(s)	6500 K	80	865	70 %	2,100 lm
929001923002	MAS LEDtube 1500mm HO 18.2W 840 T8	160 degree(s)	4000 K	80	840	70 %	3,100 lm
929000299902	MASTER LEDtube Starter EMP	-	-	-	-	-	-
929001801432	MASTER LEDtube Starter EMP GenII OP	-	-	-	-	-	-

Operating and Electrical

MASTER LEDtube EM/Mains T8

Order Code	Full Product Name	Input Frequency	Line Frequency	Power Consumption	Starting Time (Nom)
929001922802	MAS LEDtube 1200mm HO 12.5W 865 T8	50 to 60 Hz	50 to 60 Hz	12.5 W	0.5 s
929001923002	MAS LEDtube 1500mm HO 18.2W 840 T8	50 to 60 Hz	50 to 60 Hz	18.2 W	0.5 s

Order Code	Full Product Name	Input Frequency	Line Frequency	Power Consumption	Starting Time (Nom)
929000299902	MASTER LEDtube Starter EMP	50 to 60 Hz	50 to 60 Hz	-	-
929001801432	MASTER LEDtube Starter EMP GenII OP	-	-	-	-

Temperature

Order Code	Full Product Name	T-Case Maximum (Nom)
929001922802	MAS LEDtube 1200mm HO 12.5W 865 T8	50 °C
929001923002	MAS LEDtube 1500mm HO 18.2W 840 T8	55 °C

Order Code	Full Product Name	T-Case Maximum (Nom)
929000299902	MASTER LEDtube Starter EMP	-
929001801432	MASTER LEDtube Starter EMP GenII OP	-

Controls and Dimming

Order Code	Full Product Name	Dimmable
929001922802	MAS LEDtube 1200mm HO 12.5W 865 T8	No
929001923002	MAS LEDtube 1500mm HO 18.2W 840 T8	No

Order Code	Full Product Name	Dimmable
929000299902	MASTER LEDtube Starter EMP	-
929001801432	MASTER LEDtube Starter EMP GenII OP	-

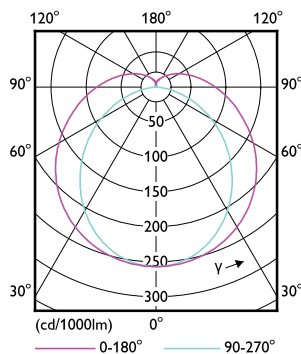
Mechanical and Housing

Order Code	Full Product Name	Bulb Finish	Bulb Shape
929001922802	MAS LEDtube 1200mm HO 12.5W 865 T8	Frosted	T8
929001923002	MAS LEDtube 1500mm HO 18.2W 840 T8	Frosted	T8

Order Code	Full Product Name	Bulb Finish	Bulb Shape
929000299902	MASTER LEDtube Starter EMP	-	-
929001801432	MASTER LEDtube Starter EMP GenII OP	-	-

Approval and Application

Order Code	Full Product Name	Ambient temperature range	Energy Consumption kWh/1000 h
929001922802	MAS LEDtube 1200mm HO 12.5W 865 T8	-20 °C to 45 °C	13 kWh
929001923002	MAS LEDtube 1500mm HO 18.2W 840 T8	-20 °C to 45 °C	19 kWh
929000299902	MASTER LEDtube Starter EMP	-	-
929001801432	MASTER LEDtube Starter EMP GenII OP	-	-



MASTER LEDtube EM/Mains T8

