



Philips Group Cabinet Control enables customers to manage their lighting installation and energy usage. A retrofittable modular solution enabling decision-making with insights

Group Cabinet Control

Philips Group Cabinet Control enables remote grouping, monitoring, and controlling of diverse outdoor luminaires. Customers can control their lighting installations, through a retrofitted modular cabinet solution at the electrical cabinet. Supports optimized energy consumption and manages KPIs better. The solution autonomously executes complex tasks based on the configurations. The Controller can automatically switch between different available communications carriers to provide stable and reliable communications to Interact application(s).

Group Cabinet Control

Benefits

- A modular solution which can be retrofitted at the existing electrical cabinet
- Customer controlled connected cabinet and lighting installation
- Can be hosted on-premise or in cloud

Features

- Central switching (on/off) of a whole group of lighting points
- Under/over voltage supply detection
- Cabinet door 'open' detection
- Mains power failure alarm
- Includes centralized switching from either a central schedule astro-clock, a photocell or an external trigger signal.
- Flexible to connect with any compatible RS485 energy meter
- Scalable across 2G (GPRS)/3G/4G and Ethernet connectivity
- Built in GPS for accurate positioning (Gen. 3 onwards)
- Future-proof, upgradeable system
- Wide operating voltage range from 120-277V makes the controller to be used in wide geographical locations.

Application

- Road and Street
- Arena and Sports
- Tunnel

Warnings and Safety

- Refer to Documentation portal for all technical documents (<https://www.partner.portal.signify.com/>)
- Check the local LTE band applicable before placing an order for the controller
- No UL certification in Gen3 controller and modules
- Update forecast for Gen3 in Koolog tool to ensure on-time delivery for projects


Versions



Coded Mains Transmitter



Coded Mains Transformer LN




LFC7590 Surge Guard




LCU7591 Leak Coil

Group Cabinet Control

Versions



LFC7510 Current



LFC7530 Battery

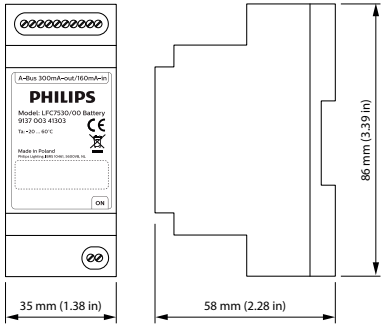
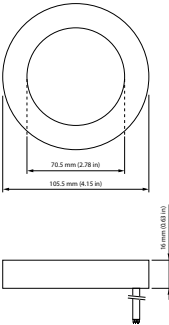
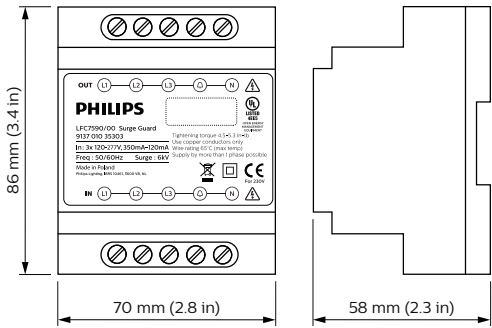
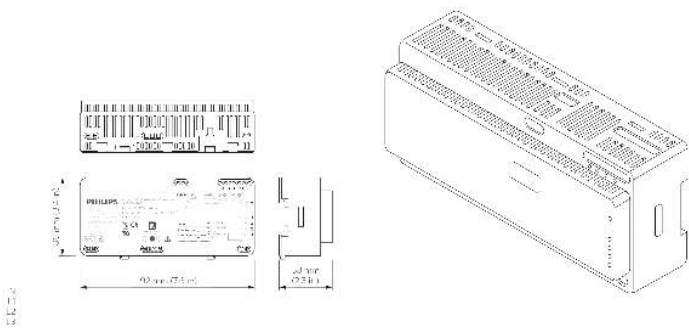
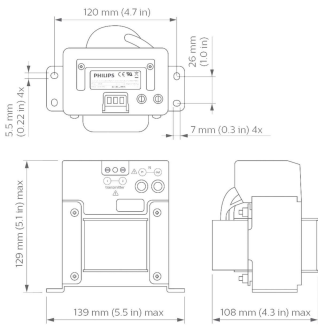
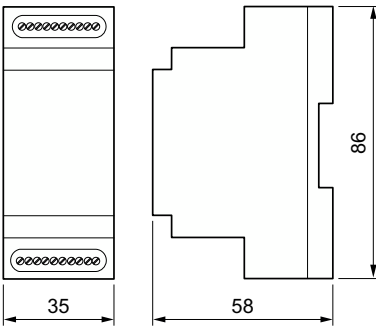


LFC7520 Switch



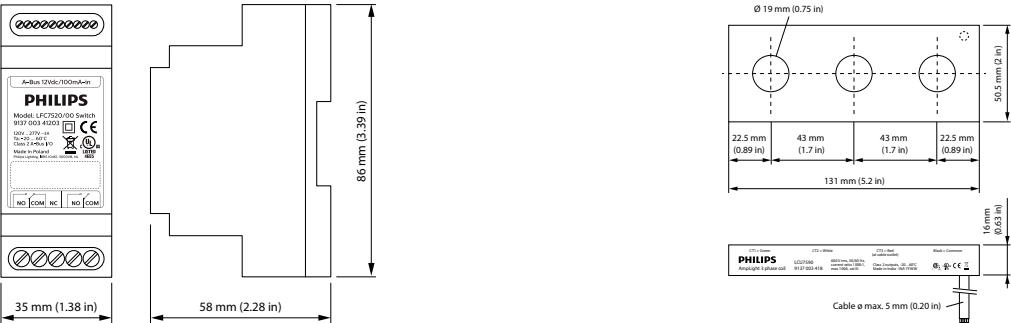
LCU7590 3 Phase Coil

Dimensional drawing



Group Cabinet Control

Dimensional drawing



Product details

Coded Mains Transmitter



LFC7590/00 Surge Guard front

