



# Philips Group Cabinet Control enables customers to manage their lighting installation and energy usage. A retrofittable modular solution enabling decision-making with insights

## Group Cabinet Control

Philips Group Cabinet Control enables remote grouping, monitoring, and controlling of diverse outdoor luminaires. Customers can control their lighting installations, through a retrofitted modular cabinet solution at the electrical cabinet. Supports optimized energy consumption and manages KPIs better. The solution autonomously executes complex tasks based on the configurations. The Controller can automatically switch between different available communications carriers to provide stable and reliable communications to Interact application(s).

## Group Cabinet Control

### Benefits

- A modular solution which can be retrofitted at the existing electrical cabinet
- Customer controlled connected cabinet and lighting installation
- Can be hosted on-premise or in cloud

### Features

- Central switching (on/off) of a whole group of lighting points
- Under/over voltage supply detection
- Cabinet door 'open' detection
- Mains power failure alarm
- Includes centralized switching from either a central schedule astro-clock, a photocell or an external trigger signal.
- Flexible to connect with any compatible RS485 energy meter
- Scalable across 2G (GPRS)/3G/4G and Ethernet connectivity
- Built in GPS for accurate positioning (Gen. 3 onwards)
- Future-proof, upgradeable system
- Wide operating voltage range from 120-277V makes the controller to be used in wide geographical locations.

### Application

- Road and Street
- Arena and Sports
- Tunnel

### Warnings and Safety

- Refer to Documentation portal for all technical documents (<https://www.partner.portal.signify.com/>)
- Check the local LTE band applicable before placing an order for the controller
- No UL certification in Gen3 controller and modules
- Update forecast for Gen3 in Koolog tool to ensure on-time delivery for projects

### Versions



Coded Mains Receiver Adaptor



Coded Mains Receiver LN



Coded Mains Transmitter



Coded Mains Transformer LL

Group Cabinet Control

Versions



Coded Mains Transformer LN



LFC7590 Surge Guard



LCU7591 Leak Coil



LFC7510 Current



LFC7530 Battery

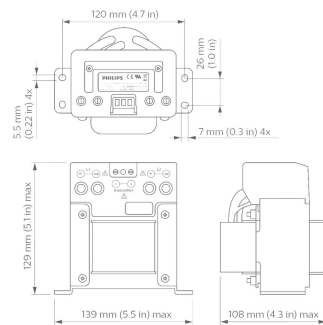
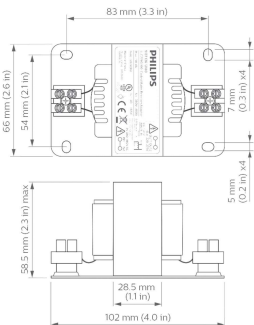
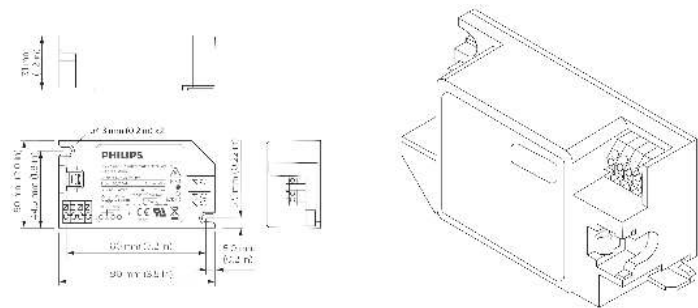
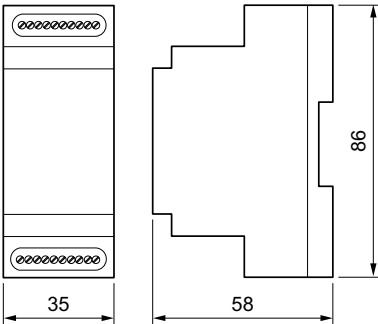


LFC7520 Switch

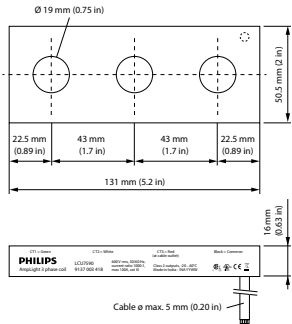
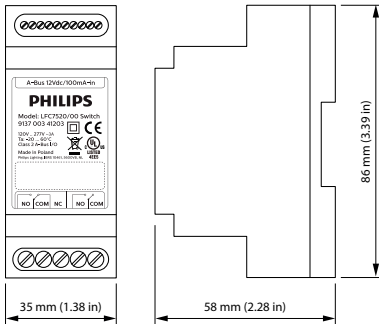
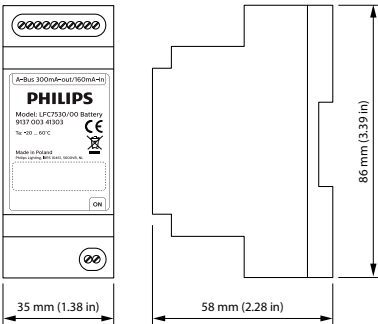
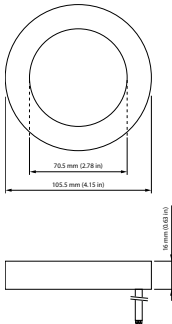
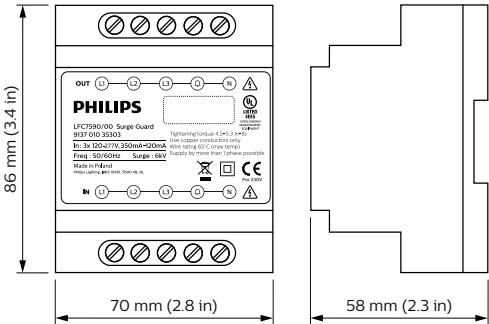
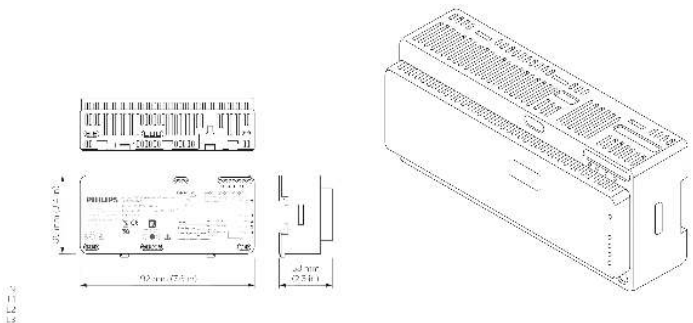
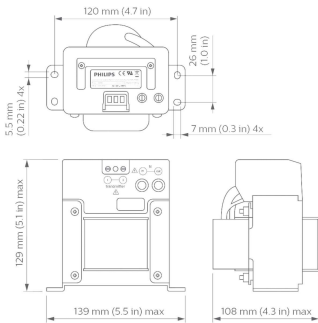


LCU7590 3 Phase Coil

Dimensional drawing



Dimensional drawing



## Group Cabinet Control

## Product details

**Coded Mains Receiver LN**



### Coded Mains Transmitter



LFC7590/00 Surge Guard front

