



# TrueCircle : Versatile LED ceiling luminaire in round shape

## TrueCircle Recessed

TrueCircle is a functional recessed round luminaire with a strict classical design to fit in almost any office space. It is a modern, unobtrusive designed family of luminaire providing direct diffuse light ensuring this luminaire will blend into the architecture of most buildings. This range features a selection of 2 different sizes, light outputs, and optics. The special micro prismatic optics provides glare-free comfort & also infuses the homogeneous light by offering full Office compliance. This new round luminaire from Philips offers a sustainable solution with installation flexibility, creating exemplary illumination & high quality of light.

### Benefits

- Comfortable, glare-free Office-compliant
- Competitive solution with good lighting specifications
- Delivers the right visual comfort for various applications.
- Uniform Lighting distribution
- Easy to install & maintain: comes with all the accessories and cabling.

### Features

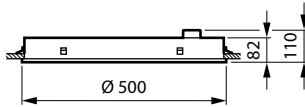
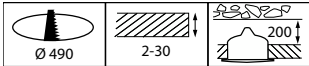
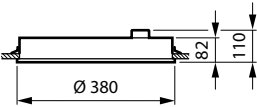
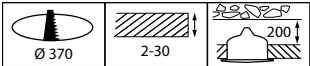
- Office-compliant lighting using PSP optics (UGR<19)
- Two lumen packages and sizes; 2000lm 38cm dia, 3600lm 50cm dia
- Comes with two colors (White & Black), two different optics (PSP & OC) & two different drivers (PSU-Non Dim & PSD-Dali dim) to cater for diverse applications
- 3000K, 4000K options with CRI >80
- Long lifetime 50,000 hours @L80, and a low SDCM of <3
- IP40 rating perfect for indoor applications
- Offers a complete range for round luminaire applications in office (main area, corridors/hallways)

# TrueCircle Recessed

## Application

- Offices
- Hospitality
- Schools
- Residential

## Dimensional drawing



# TrueCircle Recessed

<b>General Information</b>	
Driver included	Yes
Gear	EB
Light source replaceable	No
Number of gear units	1 unit
Service tag	Yes
<b>Light Technical</b>	
Beam angle of light source	120 degree(s)
Color rendering index (CRI)	>80
<b>Operating and Electrical</b>	
Protection class IEC	Safety class I
Input Voltage	220 to 240 V
Line Frequency	50 to 60 Hz
Suitable for random switching	No
<b>Mechanical and Housing</b>	
Housing Color	White
Mech. impact protection code	IK02
Ingress protection code	IP20/40
<b>Emergency Operation</b>	
Central Emergency	No
<b>Approval and Application</b>	
CE mark	Yes
ENEC mark	-
Flammability mark	For mounting on normally flammable surfaces
Glow-wire test	Temperature 650 °C, duration 30 s
Flickering value (PstLM) - Flickering value as per EN 61000-3-3	1
Stroboscopic effect visibility measure (SVM)	0.4
<b>Initial Performance (IEC Compliant)</b>	
Initial chromaticity	(0.38, 0.38) SDCM <lt/>3
Luminous flux tolerance	+/-10%
<b>Over Time Performance (IEC Compliant)</b>	
Driver failure rate at 5000 h	80 %

## Light Technical

Order Code	Full Product Name	Correlated Color Temperature (Nom)	Luminous Efficacy (rated) (Nom)	Luminous Flux	Optic type
912401483433	RC250B 20S/830 PSU PSP D380 WH	3000 K	102 lm/W	2,000 lm	Wide beam
912401483434	RC250B 20S/840 PSD PSP D380 WH	4000 K	101 lm/W	2,000 lm	Wide beam
912401483435	RC250B 20S/830 PSD PSP D380 WH	3000 K	98 lm/W	2,000 lm	Wide beam
912401483456	RC250B 20S/840 PSU PSP D380 WH	4000 K	102 lm/W	2,000 lm	Wide beam
912401483436	RC250B 37S/840 PSU O D500 WH	4000 K	104 lm/W	3,700 lm	Opal
912401483437	RC250B 37S/830 PSU O D500 WH	3000 K	104 lm/W	3,700 lm	Opal
912401483438	RC250B 37S/840 PSD O D500 WH	4000 K	104 lm/W	3,700 lm	Opal
912401483439	RC250B 37S/830 PSD O D500 WH	3000 K	104 lm/W	3,700 lm	Opal

## Operating and Electrical

Order Code	Full Product Name	Power Consumption	Order Code	Full Product Name	Power Consumption
912401483433	RC250B 20S/830 PSU PSP D380 WH	19.5 W	912401483456	RC250B 20S/840 PSU PSP D380 WH	19.5 W
912401483434	RC250B 20S/840 PSD PSP D380 WH	20 W	912401483436	RC250B 37S/840 PSU O D500 WH	35.5 W
912401483435	RC250B 20S/830 PSD PSP D380 WH	20.5 W	912401483437	RC250B 37S/830 PSU O D500 WH	35.5 W

TrueCircle Recessed

Order Code	Full Product Name	Power Consumption
912401483438	RC250B 37S/840 PSD O D500 WH	35.5 W

Order Code	Full Product Name	Power Consumption
912401483439	RC250B 37S/830 PSD O D500 WH	35.5 W

Controls and Dimming

Order Code	Full Product Name	Dimmable	Maximum dim level
912401483433	RC250B 20S/830 PSU PSP D380 WH	No	Not applicable
912401483434	RC250B 20S/840 PSD PSP D380 WH	Yes	1%
912401483435	RC250B 20S/830 PSD PSP D380 WH	Yes	1%
912401483456	RC250B 20S/840 PSU PSP D380 WH	No	Not applicable

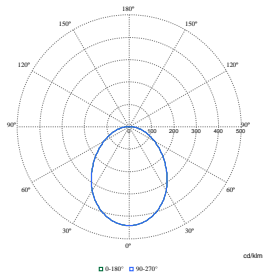
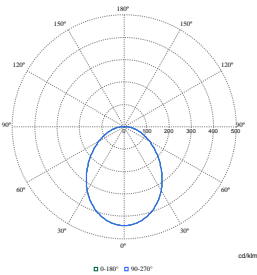
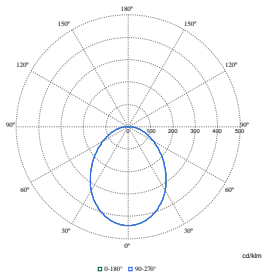
Order Code	Full Product Name	Dimmable	Maximum dim level
912401483436	RC250B 37S/840 PSU O D500 WH	No	Not applicable
912401483437	RC250B 37S/830 PSU O D500 WH	No	Not applicable
912401483438	RC250B 37S/840 PSD O D500 WH	Yes	1%
912401483439	RC250B 37S/830 PSD O D500 WH	Yes	1%

Approval and Application

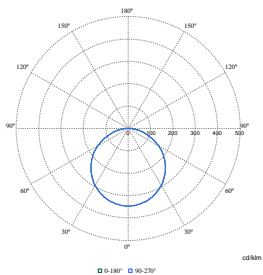
Order Code	Full Product Name	Ambient temperature range
912401483433	RC250B 20S/830 PSU PSP D380 WH	-10 to +40 °C
912401483434	RC250B 20S/840 PSD PSP D380 WH	-10 to +40 °C
912401483435	RC250B 20S/830 PSD PSP D380 WH	-10 to +40 °C
912401483456	RC250B 20S/840 PSU PSP D380 WH	-10 to +40 °C

Order Code	Full Product Name	Ambient temperature range
912401483436	RC250B 37S/840 PSU O D500 WH	-10 to +35 °C
912401483437	RC250B 37S/830 PSU O D500 WH	-10 to +35 °C
912401483438	RC250B 37S/840 PSD O D500 WH	-10 to +35 °C
912401483439	RC250B 37S/830 PSD O D500 WH	-10 to +35 °C

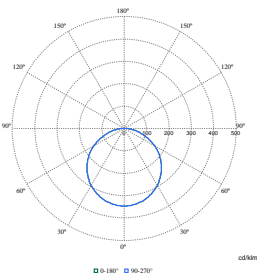
Polar Wide Diagrams



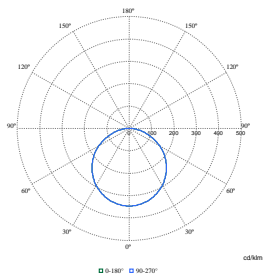
Polar Normal (separate) - null - 912401483433



Polar Normal (separate) - null - 912401483434



Polar Normal (separate) - null - 912401483435



Polar Normal (separate) - null - 912401483439



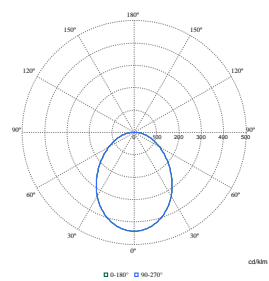
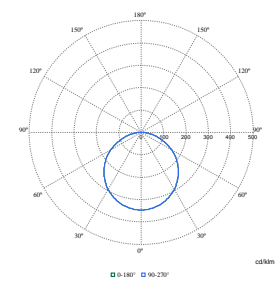
Polar Normal (separate) - null - 912401483437



Polar Normal (separate) - null - 912401483438



Polar Wide Diagrams



Polar Normal (separate) - null - 912401483436

Polar Normal (separate) - null - 912401483456

