



When light really matters

FastSet

Philips FastSet SM150C is a batten family mainly for school lighting application where surface mounted or suspended applications are required. It provides 600mm/1200mm/1500mm length options with IP40 protection (front side). It offers max 130lm/w system efficacy which helps better energy saving for schools as well.

Benefits

- Better energy saving with high lm/w
- Hassel free for future front side cleaning
- Flexible installations to meet the main indoor applications

Features

- High system efficacy with max: 130lm/w
- IP40 for front side ingress protection
- Both suspended and surface mounted installations are available

Application

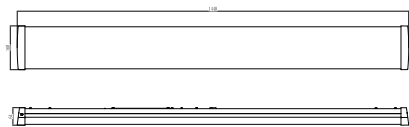
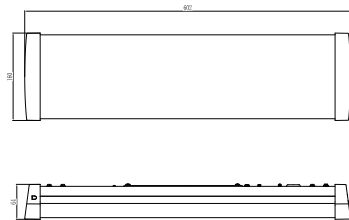
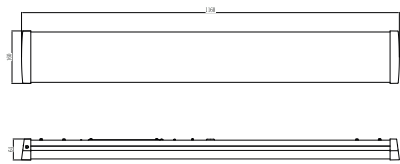
- Schools
- Indoor corridors

Versions



FastSet

Dimensional drawing



Product details

FastSet




FastSet



Product details

FastSet



Light Technical	
Correlated Color Temperature (Nom)	4000 K
Color rendering index (CRI)	>80
Operating and Electrical	
Protection class IEC	Safety class I
Input Voltage	220-240 V
Line Frequency	50 or 60 Hz
Controls and Dimming	
Dimmable	No
Mechanical and Housing	
Optical cover type	Polycarbonate bowl/cover foggy
Housing Color	White RAL 9003
Mech. impact protection code	IK03
Ingress protection code	IP40
Approval and Application	
Ambient temperature range	0 to +35 °C
CE mark	Yes
Flammability mark	For mounting on normally flammable surfaces
Initial Performance (IEC Compliant)	
Initial chromaticity	SDCM<=3
Luminous flux tolerance	+/-10%

Light Technical

Order Code	Full Product Name	Luminous Efficacy (rated) (Nom)	Luminous Flux
92967899	SM150C LED15S/840 PSU L602	114 lm/W	1,600 lm
92968599	SM150C LED35S/840 PSU L1160	125 lm/W	3,500 lm
92969299	SM150C LED60S/840 PSU L1160	125 lm/W	6,000 lm
92970899	SM150C LED37S/840 PSU L1440	123 lm/W	3,700 lm
92971599	SM150C LED50S/840 PSU L1440	125 lm/W	5,000 lm
92972299	SM150C LED80S/840 PSU L1440	126 lm/W	8,000 lm

Operating and Electrical

Order Code	Full Product Name	Power Consumption
92967899	SM150C LED15S/840 PSU L602	14 W
92968599	SM150C LED35S/840 PSU L1160	28 W
92969299	SM150C LED60S/840 PSU L1160	48 W

Order Code	Full Product Name	Power Consumption
92970899	SM150C LED37S/840 PSU L1440	30 W
92971599	SM150C LED50S/840 PSU L1440	40 W
92972299	SM150C LED80S/840 PSU L1440	63 W

