



# FlexBlend heading the way to efficient and flexible furnished offices areas

## FlexBlend, Surface Mounted

Philips FlexBlend is an attractive family of surface-mounted and suspended luminaires, next to Flexblend recessed. The luminaire range is enabling building owners to advance their lighting operations, by offering office-compliant lighting with a return on investment of less than three to four years. FlexBlend provides the required flexibility through an adaptable design. This gives the possibility to install the luminaires easily in the field, at any moment. Even when the luminaire is suspended, tomorrow it can be adapted to a surface-mounted installation at the venue. And the other way around. . The surface-mounted and suspended luminaire range fits many different office spaces like open plan offices, corridors, reception areas or meeting rooms. FlexBlend is offered in both lines and as standalone, using the same lighting module. This gives users the option to use FlexBlend as standalone now, and tomorrow, as a line. The controller is integrated in the luminaire. As technology is changing fast, the ideal lighting solution is also expected to be ready to incorporate innovations that can help optimise operations further. For this reason, FlexBlend has all connectivity and future-ready options available. As a System Ready luminaire, it can be paired with lighting management systems such as the Philips SpaceWise, and to software-based lighting systems such as Interact Office wired (PoE) and Interact Office wireless and/or existing and upcoming sensor innovations. The luminaire range is therefore future-ready and can be delivered without any system component, and in a next phase, in the field to be upgraded. An attractive opportunity for new installations and renovations.

# FlexBlend, Surface Mounted

## Benefits

- Return of investment less than 3 years
- A flexible office, with application flexibility to the choice of luminaires to fit many office areas
- Future ready: scalable and ready to be connected to controls and lighting systems

## Features

- Fully office compliant (UGR <19, L65 < 3000cd/sm), light level according to office applications requirements
- Homogenous and uniform light effect
- Various mounting options, dimensional variety and local options
- Integrated sensors
- Ready to be connected to software based lighting systems such as Interact Office

## Application

- Offices
- Education
- Healthcare

## Warnings and Safety

- The product is IPX0 & as such is not protected against water ingress & as such we strongly recommend that The environment in which The luminaire is to be installed is suitably checked
- If The above advice is not taken and The luminaires are subject to water ingress, Philips / Signify cannot guarantee safe failure & product warranty will become void

## Versions

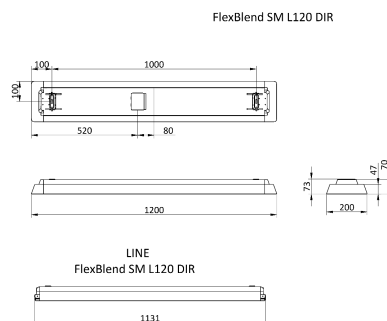
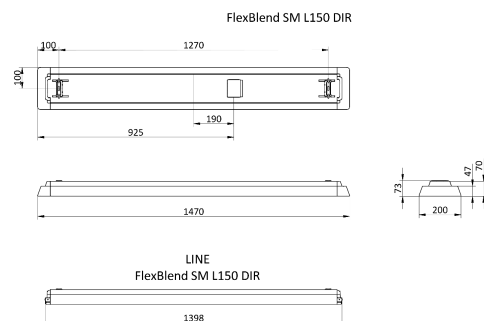


FlexBlend Surface Mounted  
SM340C MLO WH



FlexBlend Surface Mounted  
SM340C PCS WH

## Dimensional drawing



FlexBlend, Surface Mounted


Product details



FlexBlend Surface Mounted  
SM340C WH



FlexBlend Surface Mounted  
SM340C WH



FlexBlend Suspended SP340P WH



FlexBlend Surface Mounted  
SM340C brackets

## FlexBlend, Surface Mounted

### General Information

Driver included	Yes
Light source replaceable	No
Number of gear units	1 unit
Service tag	Yes

### Light Technical

Beam angle of light source	120 degree(s)
Correlated Color Temperature (Nom)	4000 K
Color rendering index (CRI)	>90
Optic type	Wide beam

### Operating and Electrical

Protection class IEC	Safety class I
Input Voltage	220 to 240 V
Line Frequency	50 to 60 Hz
Suitable for random switching	Yes (relates to presence/ movement detection and daylight harvesting)

### Controls and Dimming

Dimmable	Yes
Maximum dim level	1%

### Mechanical and Housing

Housing Color	White
Mech. impact protection code	IK02
Ingress protection code	IP20

### Approval and Application

Ambient temperature range	+10 to +40 °C
CE mark	Yes
ENEC mark	ENEC plus mark
Flammability mark	For mounting on normally flammable surfaces
Flickering value (PstLM) - Flickering value as per EN 61000-3-3	1
Stroboscopic effect visibility measure (SVM)	0.4

### Initial Performance (IEC Compliant)

Initial chromaticity	(0.43, 0.40) SDCM <3
Luminous flux tolerance	+/-10%

### Product Data

Product family code	SM340C
---------------------	--------

### Light Technical

Order Code	Full Product Name	Luminous Efficacy (rated) (Nom)	Luminous Flux
910925867136	SM340C 36S/940 PSD MLO L120 WH	103 lm/W	3,600 lm
910925867099	SM340C 35S/940 PSD PCS L150 WH	140 lm/W	3,500 lm
910925867878	SM340C 45S/940 PSD PCS L150 WH	138 lm/W	4,500 lm

## Operating and Electrical

# FlexBlend, Surface Mounted

Order Code	Full Product Name	Power Consumption
910925867136	SM340C 36S/940 PSD MLO L120 WH	35 W
910925867099	SM340C 35S/940 PSD PCS L150 WH	25 W

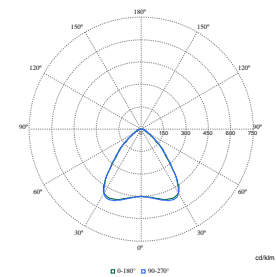
Order Code	Full Product Name	Power Consumption
910925867878	SM340C 45S/940 PSD PCS L150 WH	32.5 W

## Approval and Application

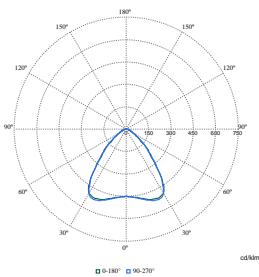
Order Code	Full Product Name	Glow-wire test
910925867136	SM340C 36S/940 PSD MLO L120 WH	Temperature 650 °C, duration 30 s
910925867099	SM340C 35S/940 PSD PCS L150 WH	Temperature 850 °C, duration 30 s

Order Code	Full Product Name	Glow-wire test
910925867878	SM340C 45S/940 PSD PCS L150 WH	Temperature 850 °C, duration 30 s

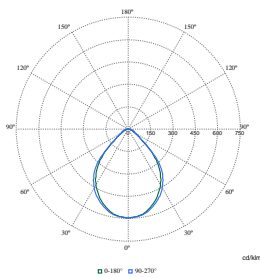
## Polar Wide Diagrams



Polar Normal (separate) - SM340CI - 910925867099



Polar Normal (separate) - SM340CI - 910925867878



Polar Normal (separate) - SM340CI - 910925867136

