



Philips StoreSet Linear – A slim, discreet design for smaller retail store formats of the future

StoreSet Linear

StoreSet Linear is an ultra-flexible linear luminaire for retail track systems that offers excellent quality with the promise of future-proof upgrades. In retail applications such as supermarkets, city format shops and express stores, each linear panel can be combined with a wide range of spots from our portfolio, and integrated smoothly into your existing track system. So you can give your merchandise sparkle and help it stand out on the shelves, as well as in aisles and open areas. StoreSet Linear (SM504T) has a discreet, slim panel design that makes it easy to position the luminaires anywhere you like along the tracks – and accommodate future layout changes. Versions with a wireless driver offer enhanced comfort with dimming and scene setting on existing 3-circuit track-mounted infrastructure without the need for wired controls. Plus integrated sensors for data collection will shed light on insightful, granular information that you can use to support your business.

Benefits

- Customise store ambiances with high-flux linear luminaires and flexible positioning to suit any store layout
- Excellent quality of light combined with a wide range of high-efficiency optics and various colour recipes
- Slim, discreet linear design that can be mixed with accent lighting projectors
- Easy maintenance with toolless access to driver
- Lighting designed for circularity

StoreSet Linear

Features

- Wide range of beams with OptiSuit optics available
- 3C track (SM504T) installation
- Efficient solution: up to 150 lumen per Watt (XA version)
- Robust but lightweight aluminium construction with plastic end caps
- Controls: Wired (DALI) and wireless connectivity, indoor positioning options available to enable our connected systems Interact for Retail and Interact Pro
- Colour quality choices: standard, CRI90 and PremiumWhite
- Lighting designed for circularity with serviceable driver and integrated sensors

Application

- Food and large retailers
- Retail
- Petrol stations and Convenience stores
- City format shops, express stores

Warnings and Safety

- The canopy and optical surfaces must only ever be cleaned with a lint-free cloth and without detergents.

Versions

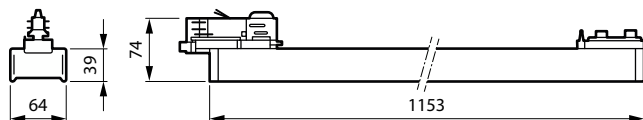


StoreSet Linear full length, black



StoreSet Linear full length, white

Dimensional drawing



Product details

StoreSet Linear close-up track
adaptor on track, black



StoreSet Linear close-up track
adaptor on track, white



StoreSet Linear top view
mechanical adaptor, black



StoreSet Linear close-up mech
adaptor + endcap, white



StoreSet Linear close-up mech
adaptor on track, white



StoreSet Linear close-up track
adaptor + endcap, white



StoreSet Linear top view track
adaptor, white



StoreSet Linear close-up mech
adaptor on track, black



StoreSet Linear

Product details



StoreSet Linear close-up track adaptor + endcap, black



StoreSet Linear top view track adaptor, black



StoreSet Linear top view mechanical adaptor, white



StoreSet Linear close-up mech adaptor + endcap, black

General Information	
Driver included	Yes
Light source replaceable	No
Number of gear units	Unit
Service Tag	Yes
Light Technical	
Beam angle of light source	120 degree(s)
Correlated Colour Temperature (Nom)	3000 K
Colour rendering index (CRI)	>80
Optic type	Wide beam
Operating and Electrical	
Protection class IEC	Safety class I
Input Voltage	220 to 240 V
Line Frequency	50 to 60 Hz
Suitable for random switching	Yes
Controls and Dimming	
Dimmable	No
Maximum dim level	Not applicable
Mechanical and Housing	
Mech. impact protection code	IK02
Ingress protection code	IP20
Approval and Application	
Ambient temperature range	+10 to +35 °C
CE mark	Yes
ENEC mark	ENEC mark
Flammability mark	For mounting on normally flammable surfaces
Glow-wire test	Temperature 650 °C, duration 30 s
Initial Performance (IEC Compliant)	
Initial chromaticity	(0.43, 0.40) SDCM<3
Luminous flux tolerance	+/-10%
Product Data	
Product family code	SM504T

Light Technical

Order Code	Full Product Name	Luminous efficacy (rated) (nom.)	Luminous Flux
01234900	SM504T 80S/830 PSU WB BK	140 lm/W	8,000 lm
01228800	SM504T 61S/830 PSU WB WH	120 lm/W	6,100 lm

Operating and Electrical

Order Code	Full Product Name	Power Consumption
01234900	SM504T 80S/830 PSU WB BK	57 W

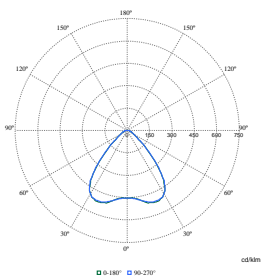
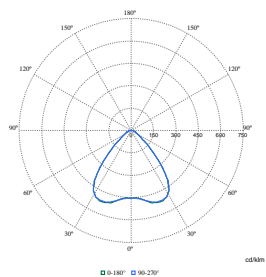
Order Code	Full Product Name	Power Consumption
01228800	SM504T 61S/830 PSU WB WH	51 W

Mechanical and Housing

Order Code	Full Product Name	Housing Colour
01234900	SM504T 80S/830 PSU WB BK	Black

Order Code	Full Product Name	Housing Colour
01228800	SM504T 61S/830 PSU WB WH	White

Polar Wide Diagrams



Polar Normal (separate) - SM504TI -
910505102215

Polar Normal (separate) - SM504TI -
910505102209

