



FlexBlend heading the way to efficient and flexible furnished offices areas

FlexBlend, Suspended

Philips FlexBlend is an attractive family of surface-mounted and suspended luminaires, next to Flexblend recessed. The luminaire range is enabling building owners to advance their lighting operations, by offering office-compliant lighting with a return on investment of less than three to four years. FlexBlend provides the required flexibility through an adaptable design. This gives the possibility to install the luminaires easily in the field, at any moment. Even when the luminaire is suspended, tomorrow it can be adapted to a surface-mounted installation at the venue. And the other way around. . The surface-mounted and suspended luminaire range fits many different office spaces like open plan offices, corridors, reception areas or meeting rooms. FlexBlend is offered in both lines and as standalone, using the same lighting module. This gives users the option to use FlexBlend as standalone now, and tomorrow, as a line. The controller is integrated in the luminaire. As technology is changing fast, the ideal lighting solution is also expected to be ready to incorporate innovations that can help optimise operations further. For this reason, FlexBlend has all connectivity and future-ready options available. As a System Ready luminaire, it can be paired with lighting management systems such as the Philips SpaceWise, and to software-based lighting systems such as Interact Office wired (PoE) and Interact Office wireless and/or existing and upcoming sensor innovations. The luminaire range is therefore future-ready and can be delivered without any system component, and in a next phase, in the field to be upgraded. An attractive opportunity for new installations and renovations.

FlexBlend, Suspended

Benefits

- Return of investment less than 3 years
- A flexible office, with application flexibility to the choice of luminaires to fit many office areas
- Future ready: scalable and ready to be connected to controls and lighting systems

Features

- Fully office compliant (UGR <19, L65 < 3000cd/sm) , light level according to office applications requirements
- Homogenous and uniform light effect
- Various mounting options, dimensional variety and local options
- Integrated sensors
- Ready to be connected to software based lighting systems such as Interact Office

Application

- Offices
- Education
- Healthcare

Warnings and Safety

- The product is IPX0 & as such is not protected against water ingress & as such we strongly recommend that the environment in which the luminaire is to be installed is suitably checked
- If The above advice is not taken and the luminaires are subject to water ingress, Philips / Signify cannot guarantee safe failure & product warranty will become void

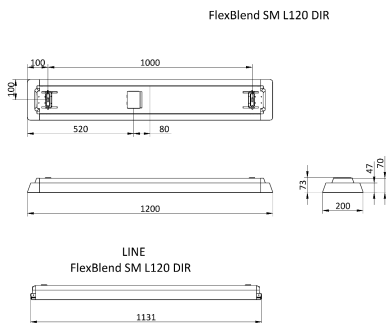
Versions



FlexBlend Suspended SP340P PCS WH

FlexBlend, Suspended

Dimensional drawing



Product details




FlexBlend Suspended SP340P WH



FlexBlend Suspended SP340P PCS
WH



FlexBlend Suspended SP340P SI



FlexBlend Suspended SP340P WH



FlexBlend Surface Mounted
SM340C



FlexBlend Suspended SP340P WH

FlexBlend, Suspended

Product details



FlexBlend Suspended SP340P WH

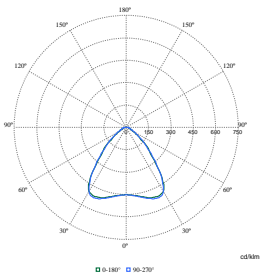


FlexBlend Suspended SP340P BK



FlexBlend Suspended SP340P PCS
WH

Polar Wide Diagrams



Polar Normal (separate) - SM340CI -
910925867126

