



Philips Ledinaire wall-mounted – For your everyday lighting jobs, effortless installation and reliable performance.

Ledinaire Wall-mounted gen2

Upgrade your lighting with Philips Ledinaire wall-mounted All-in. These wall-mounted luminaires offer exceptional flexibility of application and installation. All-in feature provides up to three lumen packages and three color temperature options in one luminaire. Installers can easily fit the luminaire according to the application need on site. And the easy installation process makes them the perfect choice for any space, whether you're an installer looking for a hassle-free solution or a business owner seeking to reduce energy costs. Integrated sensor options allow further energy saving with dipswitch dimming choices during no presence as well as sufficient daylight in the application. Experience the benefits of effortless installation, high efficiency, and versatile lighting with Ledinaire wall-mounted.

Benefits

- Philips quality and reliability
- Covers indoor and outdoor applications
- All-in as standard (multi-lumen & multi-CCT)
- Scene setting possibility on site depending on application
- High energy efficiency and savings with embedded controls
- Installation flexibility with cable entry options
- Unobtrusive design

Ledinaire Wall-mounted gen2

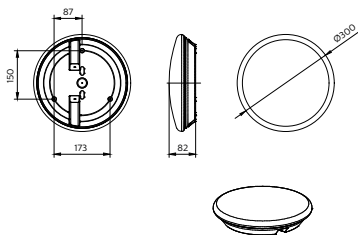
Features

- WL070V: high protection IP65/IK08, one size (ø300mm)
- WL070V: multi-lumen (1100lm-1700lm) and multi-CCT (3000K-4000K-6000K)
- WL060V: frameless decorative design, IP44, two sizes (ø300mm and ø350mm)
- WL060V: multi-lumen (1100lm-1700lm-2200lm) and multi-CCT (3000K-4000K)
- Efficacy up to 105lm/W
- Through wiring possible as standard
- Optional integrated presence and daylight sensor (MDU)
- Included frame to hide the screws (WL070V)
- Black frame option

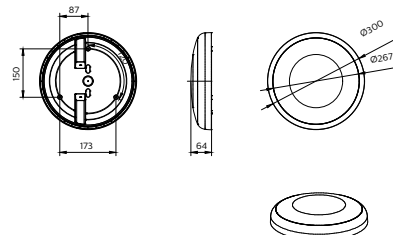
Application

- Offices
- Parking Garages
- Corridors
- Staircases

Dimensional drawing



WL060 D300




WL070 D300

Product details



Ledinaire wall-mounted gen2
WL060V D300 side view



Ledinaire wall-mounted gen2
WL060V

Ledinaire Wall-mounted gen2

Product details



Ledinaire wall-mounted gen2
WL070V side view



Ledinaire wall-mounted gen2
WL070V top view



Ledinaire wall-mounted gen2
WL060V



Ledinaire wall-mounted gen2
WL060V D300 back view



Ledinaire wall-mounted gen2
WL060V



Ledinaire wall-mounted gen2
WL070V back view



Ledinaire wall-mounted gen2
WL060V

Ledinaire Wall-mounted gen2

General Information	
Driver included	Yes
Number of gear units	1 unit
Light Technical	
Color rendering index (CRI)	80
Operating and Electrical	
Protection class IEC	Safety class II
Input Voltage	220 to 240 V
Line Frequency	50 or 60 Hz
Mechanical and Housing	
Housing Color	White RAL 9003
Approval and Application	
Ambient temperature range	-20 °C to 40 °C
CE mark	Yes
ENEC mark	-
Flammability mark	For mounting on normally flammable surfaces
Flickering value (PstLM) - Flickering value as per EN 61000-3-3	1
Initial Performance (IEC Compliant)	
Initial chromaticity	(0.40,0.40) SDCM<5
Luminous flux tolerance	+/-10%

Light Technical

Order Code	Full Product Name	Correlated Color Temperature (Nom)	Luminous Efficacy (rated) (Nom)	Luminous Flux	Optic type
911401846087	WL070V gen2 11_17S/830_840_860 PSU	3000 K	105 lm/W	1,150 lm	Opal
911401846187	WL070V gen2 11_17S/830_840_860 PSU MDU	3000 K	105 lm/W	1,150 lm	Opal
911401846287	WL060V gen2 11S/830 PSU WH IP44 D300	3000 K	95 lm/W	1,045 lm	Symmetric 110°
911401846387	WL060V gen2 11S/840 PSU WH IP44 D300	4000 K	100 lm/W	1,100 lm	Symmetric 110°

Operating and Electrical

Order Code	Full Product Name	Power Consumption	Suitable for random switching
911401846087	WL070V gen2 11_17S/830_840_860 PSU	17 W	No
911401846187	WL070V gen2 11_17S/830_840_860 PSU MDU	17 W	Yes (relates to presence/movement)

Order Code	Full Product Name	Power Consumption	Suitable for random switching
911401846287	WL060V gen2 11S/830 PSU WH IP44 D300	11 W	No
911401846387	WL060V gen2 11S/840 PSU WH IP44 D300	11 W	No

Controls and Dimming

Order Code	Full Product Name	Dimmable
911401846087	WL070V gen2 11_17S/830_840_860 PSU	No
911401846187	WL070V gen2 11_17S/830_840_860 PSU MDU	Yes

Order Code	Full Product Name	Dimmable
911401846287	WL060V gen2 11S/830 PSU WH IP44 D300	No
911401846387	WL060V gen2 11S/840 PSU WH IP44 D300	No

Mechanical and Housing

Ledinaire Wall-mounted gen2

Order Code	Full Product Name	Mech. impact protection code	Ingress protection code
911401846087	WL070V gen2 11_17S/830_840_860 PSU	IK08	IP65
911401846187	WL070V gen2 11_17S/830_840_860 PSU MDU	IK08	IP65

Order Code	Full Product Name	Mech. impact protection code	Ingress protection code
911401846287	WL060V gen2 11S/830 PSU WH IP44 D300	IK03	IP44
911401846387	WL060V gen2 11S/840 PSU WH IP44 D300	IK03	IP44

Approval and Application

Order Code	Full Product Name	Glow-wire test
911401846087	WL070V gen2 11_17S/830_840_860 PSU	Temperature 850 °C, duration 30 s
911401846187	WL070V gen2 11_17S/830_840_860 PSU MDU	Temperature 850 °C, duration 30 s

Order Code	Full Product Name	Glow-wire test
911401846287	WL060V gen2 11S/830 PSU WH IP44 D300	Temperature 650 °C, duration 30 s
911401846387	WL060V gen2 11S/840 PSU WH IP44 D300	Temperature 650 °C, duration 30 s

