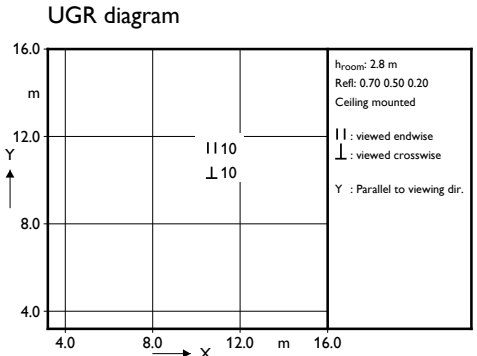
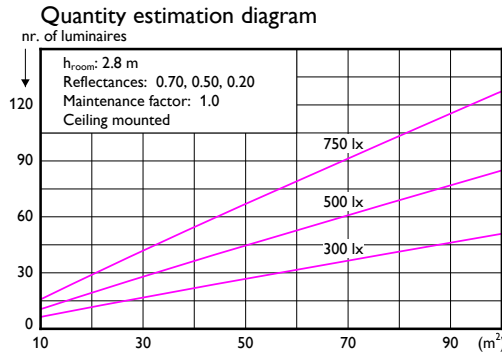
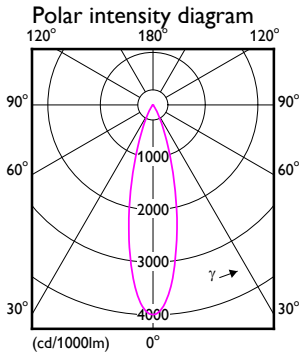


MAG AD L SPOTLIGHT 5.5W 550LM 1 x 9290032077 4000K
1 x 550 lm



Light output ratio 1.00
Service upward 0.00
Service downward 1.00

CIE flux code 99 100 100 100 100

UGRcen (4Hx8H, 0.25H) 6
EN12464-1 55 deg, 1000 cd/m²
CIBSE: LG3 65 deg, 500 cd/m²

Utilisation factor table

Room Index k	Reflectances (%) for ceiling, walls and working plane (CIE)												
	0.80			0.70			0.50			0.30			0.00
	0.80	0.80	0.80	0.70	0.70	0.70	0.50	0.50	0.50	0.30	0.30	0.30	0.00
0.30	0.10	0.10	0.30	0.20	0.10	0.10	0.10	0.10	0.10	0.10	0.10	0.10	0.00
0.60	0.85	0.81	0.84	0.82	0.80	0.77	0.77	0.74	0.76	0.74	0.73	0.73	0.73
0.80	0.91	0.86	0.90	0.88	0.85	0.82	0.81	0.79	0.81	0.79	0.78	0.78	0.78
1.00	0.97	0.90	0.96	0.93	0.90	0.87	0.86	0.84	0.85	0.84	0.82	0.82	0.82
1.25	1.02	0.94	1.01	0.97	0.93	0.90	0.90	0.88	0.89	0.87	0.86	0.86	0.86
1.50	1.06	0.96	1.04	1.00	0.96	0.93	0.92	0.90	0.91	0.90	0.88	0.88	0.88
2.00	1.12	1.00	1.10	1.04	1.00	0.98	0.97	0.95	0.95	0.94	0.93	0.93	0.93
2.50	1.16	1.03	1.14	1.08	1.02	1.01	0.99	0.98	0.98	0.97	0.95	0.95	0.95
3.00	1.19	1.05	1.16	1.10	1.04	1.03	1.01	1.01	1.00	0.99	0.98	0.98	0.98
4.00	1.23	1.06	1.19	1.12	1.05	1.05	1.03	1.03	1.02	1.01	0.99	0.99	0.99
5.00	1.25	1.07	1.21	1.13	1.06	1.06	1.04	1.04	1.03	1.02	1.00	1.00	1.00

Ceiling mounted

Luminance Table

Plane Cone	0.0	15.0	30.0	45.0	60.0	75.0	90.0
45.0	1677	1678	1683	1694	1708	1726	1746
50.0	975	975	979	986	996	1008	1022
55.0	663	663	666	672	680	690	702
60.0	400	401	403	407	413	420	429
65.0	85	85	86	87	88	90	92
70.0	140	140	142	144	147	151	156
75.0	41	41	42	43	44	45	47
80.0	124	124	126	130	135	143	152
85.0	204	204	210	221	238	262	295
90.0	274	277	300	354	470	779	2841

(cd/m²)

2022-03-10