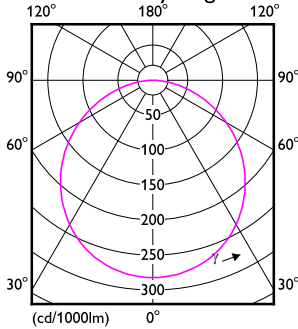
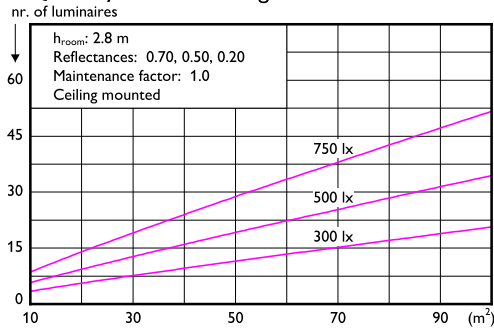


1 x 9290040778 3000K 24W
1 x 2000 lm

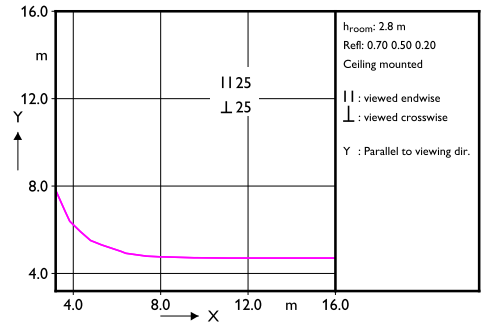
Polar intensity diagram



Quantity estimation diagram



UGR diagram



Light output ratio 0.80
Service upward 0.00
Service downward 0.80
CIE flux code 47 79 95 100 80
UGRcen (4Hx8H, 0.25H) 24

Utilisation factor table

Room Index k	Reflectances (%) for ceiling, walls and working plane (CIE)												
	0.80 0.80			0.70 0.70 0.70			0.50 0.50			0.30 0.30			0.00
	0.80	0.50	0.30	0.80	0.50	0.30	0.80	0.50	0.30	0.80	0.50	0.30	0.00
0.60	0.38	0.37	0.38	0.37	0.36	0.30	0.30	0.26	0.29	0.26	0.24	0.00	
0.80	0.47	0.44	0.46	0.45	0.44	0.38	0.37	0.33	0.37	0.33	0.31	0.00	
1.00	0.54	0.50	0.53	0.51	0.50	0.44	0.43	0.39	0.43	0.39	0.37	0.00	
1.25	0.61	0.56	0.60	0.57	0.55	0.50	0.49	0.45	0.48	0.45	0.43	0.00	
1.50	0.66	0.60	0.65	0.62	0.59	0.54	0.53	0.50	0.53	0.49	0.47	0.00	
2.00	0.74	0.66	0.72	0.69	0.66	0.61	0.60	0.57	0.59	0.56	0.54	0.00	
2.50	0.80	0.70	0.77	0.73	0.69	0.66	0.64	0.62	0.63	0.61	0.59	0.00	
3.00	0.83	0.73	0.81	0.76	0.72	0.69	0.67	0.65	0.66	0.64	0.62	0.00	
4.00	0.88	0.76	0.85	0.80	0.75	0.73	0.71	0.69	0.70	0.68	0.66	0.00	
5.00	0.91	0.78	0.88	0.82	0.77	0.75	0.74	0.72	0.72	0.71	0.68	0.00	

Ceiling mounted

Luminance Table

Plane Cone	0.0	15.0	30.0	45.0	60.0	75.0	90.0
45.0	8495	8488	8483	8481	8483	8488	8495
50.0	8317	8308	8302	8301	8302	8308	8317
55.0	8103	8092	8086	8084	8086	8092	8103
60.0	7846	7834	7826	7823	7826	7834	7846
65.0	7539	7524	7515	7512	7515	7524	7539
70.0	7154	7137	7126	7122	7126	7137	7154
75.0	6644	6622	6608	6603	6608	6622	6644
80.0	6076	6046	6027	6020	6027	6046	6076
85.0	5369	5316	5284	5273	5284	5316	5369
90.0	4619	3772	3382	3266	3382	3772	4619

(cd/m²)