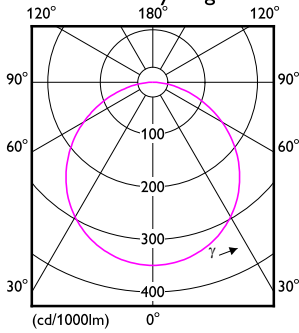
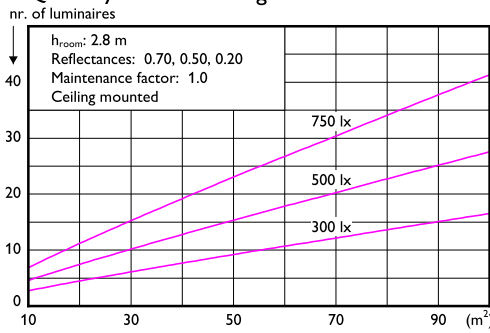


**1 x 9290040791 4000K 24W**  
1 x 2000 lm

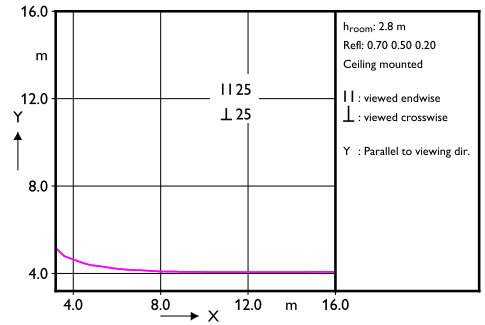
**Polar intensity diagram**



**Quantity estimation diagram**



**UGR diagram**



Light output ratio 1.00  
Service upward 0.00  
Service downward 1.00  
CIE flux code 47 79 95 100 100  
UGRcen (4Hx8H, 0.25H) 25

**Utilisation factor table**

Room Index k	Reflectances (%) for ceiling, walls and working plane (CIE)												
	0.80			0.70			0.50			0.30			0.00
	0.80	0.80	0.70	0.70	0.70	0.70	0.50	0.50	0.50	0.30	0.30	0.30	0.00
0.30	0.10	0.10	0.30	0.20	0.10	0.10	0.10	0.10	0.10	0.10	0.10	0.10	0.00
0.60	0.48	0.46	0.47	0.46	0.45	0.38	0.37	0.32	0.37	0.32	0.30	0.30	0.00
0.80	0.59	0.55	0.58	0.56	0.55	0.47	0.46	0.41	0.46	0.41	0.39	0.39	0.00
1.00	0.68	0.63	0.66	0.64	0.62	0.55	0.54	0.49	0.53	0.49	0.46	0.46	0.00
1.25	0.76	0.70	0.75	0.72	0.69	0.62	0.61	0.56	0.60	0.56	0.54	0.54	0.00
1.50	0.83	0.75	0.81	0.78	0.74	0.68	0.67	0.62	0.66	0.62	0.59	0.59	0.00
2.00	0.93	0.83	0.90	0.86	0.82	0.76	0.75	0.71	0.74	0.70	0.68	0.68	0.00
2.50	0.99	0.88	0.97	0.91	0.87	0.82	0.81	0.77	0.79	0.76	0.74	0.74	0.00
3.00	1.04	0.91	1.01	0.95	0.90	0.86	0.84	0.81	0.83	0.80	0.78	0.78	0.00
4.00	1.10	0.95	1.07	1.00	0.94	0.91	0.89	0.86	0.87	0.85	0.83	0.83	0.00
5.00	1.14	0.98	1.10	1.03	0.97	0.94	0.92	0.90	0.90	0.88	0.86	0.86	0.00

Ceiling mounted

**Luminance Table**

Plane Cone	0.0	15.0	30.0	45.0	60.0	75.0	90.0
45.0	10499	10490	10484	10482	10484	10490	10499
50.0	10287	10276	10269	10267	10269	10276	10287
55.0	10019	10006	9998	9995	9998	10006	10019
60.0	9687	9672	9663	9660	9663	9672	9687
65.0	9272	9254	9243	9239	9243	9254	9272
70.0	8751	8729	8716	8711	8716	8729	8751
75.0	8099	8073	8056	8050	8056	8073	8099
80.0	7327	7291	7268	7260	7268	7291	7327
85.0	6635	6570	6530	6517	6530	6570	6635
90.0	21916	17894	16044	15497	16044	17894	21916

(cd/m<sup>2</sup>)