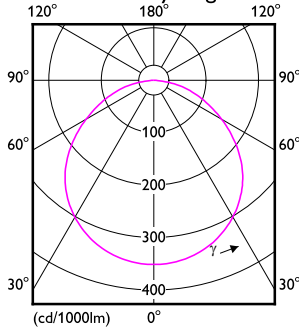


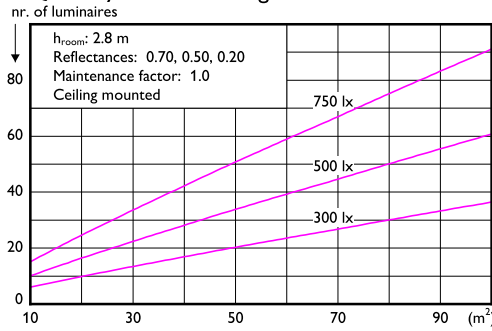
1 x 9290040785 4000K 12W

1 x 900 lm

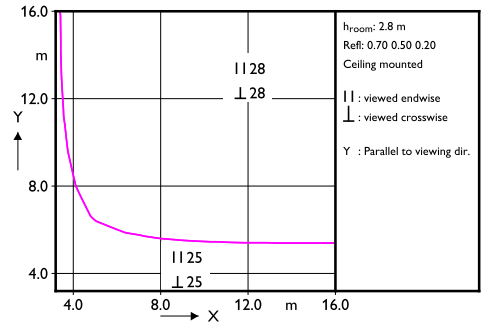
Polar intensity diagram



Quantity estimation diagram



UGR diagram



Light output ratio 1.00
 Service upward 0.00
 Service downward 1.00

CIE flux code 48 80 96 100 100

UGRcen (4Hx8H, 0.25H) 26

Utilisation factor table

Room Index k	Reflectances (%) for ceiling, walls and working plane (CIE)												
	0.80			0.70			0.50			0.30			0.00
	0.80	0.80	0.70	0.70	0.70	0.70	0.50	0.50	0.30	0.30	0.30	0.00	
0.30	0.10	0.30	0.20	0.10	0.10	0.10	0.10	0.10	0.10	0.10	0.10	0.00	
0.60	0.49	0.46	0.48	0.47	0.46	0.38	0.38	0.33	0.37	0.33	0.31	0.00	
0.80	0.60	0.56	0.58	0.57	0.55	0.48	0.47	0.42	0.46	0.42	0.40	0.00	
1.00	0.69	0.64	0.67	0.65	0.63	0.56	0.55	0.50	0.54	0.49	0.47	0.00	
1.25	0.77	0.71	0.75	0.73	0.70	0.63	0.62	0.57	0.61	0.57	0.54	0.00	
1.50	0.84	0.76	0.82	0.78	0.75	0.69	0.68	0.63	0.66	0.62	0.60	0.00	
2.00	0.94	0.84	0.91	0.87	0.83	0.77	0.76	0.72	0.75	0.71	0.69	0.00	
2.50	1.00	0.89	0.97	0.92	0.87	0.83	0.81	0.78	0.80	0.77	0.74	0.00	
3.00	1.05	0.92	1.02	0.96	0.91	0.87	0.85	0.82	0.84	0.81	0.79	0.00	
4.00	1.11	0.96	1.07	1.01	0.95	0.92	0.90	0.87	0.88	0.86	0.83	0.00	
5.00	1.15	0.98	1.11	1.04	0.97	0.94	0.93	0.91	0.91	0.89	0.86	0.00	

Ceiling mounted

Luminance Table

Plane Cone	0.0	15.0	30.0	45.0	60.0	75.0	90.0
45.0	18919	18885	18864	18857	18864	18885	18919
50.0	18353	18314	18290	18282	18290	18314	18353
55.0	17601	17556	17529	17519	17529	17556	17601
60.0	16685	16635	16603	16592	16603	16635	16685
65.0	15774	15714	15677	15665	15677	15714	15774
70.0	15055	14983	14938	14923	14938	14983	15055
75.0	14060	13970	13914	13895	13914	13970	14060
80.0	12277	12159	12086	12062	12086	12159	12277
85.0	7070	6940	6861	6835	6861	6940	7070
90.0	3738	3052	2737	2643	2737	3052	3738

(cd/m²)