xitanium

Datasheet

Xitanium Round Shape High Bay LED Drivers WL Independent

Xi 240W 0.82-1.35A WL RI129S
9290 034 03280

The Xitanium Round Shape High Bay LED Drivers are designed to deliver highly reliable and efficient LED drivers in industrial applications. They are long-lasting and require low maintenance. The Wideline family is an upgraded portfolio with purpose to provide more stable and reliable industry drivers to OEM customers and end-users. The product could withstand input voltage 100-277Vac and ensure 100% performance from 200-254Vac.

Benefits

- Reliable and robust design, capable of withstanding the harsh industrial operating conditions
- Wide flexibility by adjusting output current and compact housing
- Long lifetime, fitting with high bay industrial applications
- Peace of mind, backed by a 5-year warranty from a company you can trust

Features

- 100-277V input voltage
- Independent/IP65 rated
- Adjustable output current
- High ambient temperature rating, up to 60°C
- Approbations: CE, ENEC, CB, CCC, UKCA, RCM
- 50,000 hours lifetime

Application

- Highbay industrial lighting
- Warehouse lighting
- Big-box retail store lighting

Logistical data

Specification item	Value
Product name	Xi 240W 0.82-1.35A WL RI129S
Logistic code 12NC	9290 034 03280
Pieces per box	10
Weight	800 gram

Electrical input data

Specification item	Value	Unit	Condition
Rated input voltage range	200...254	V_{ac}	Performance range
Rated input voltage	230	V_{ac}	
Rated input frequency	50...60	Hz	Performance range
Rated input current	1.1	A	@ rated output power @ rated input voltage
Rated input power	252.0	W	@ rated output power @ rated input voltage
Power factor performance range	≥ 0.95		@ rated output power @ rated input voltage@ rated output power @ rated input voltage
Total harmonic distortion	10	%	@ rated output power @ rated input voltage
Efficiency	96.0	%	@ rated output power @ rated input voltage
Input voltage AC	85...305	V_{ac}	Operational range
Input frequency AC	45...66	Hz	Operational range

Electrical output data

Specification item	Value	Unit	Condition
Regulation method	Constant Current		
Output voltage	160...260	V_{dc}	
Output voltage max.	300	V	Maximum output voltage (rms)
Output current	820...1350	mA	
Output current tolerance ±	5	%	@full load
Output current ripple LF	≤ 5	%	Ripple = peak / average, < 3kHz
Output current ripple HF	≤ 5	%	
Output P_{st}^{LM}	≤ 0.3		In entire operating window
Output SVM	≤ 0.3		In entire operating window
Output power	131.0...240.0	W	

Control interfaces

Specification item	Value	Unit	Condition
Control method	Fixed		Output current amplitude dimming, 1-10V acc. IEC60929

Wiring and Connections

Specification item	Value	Unit	Type
Input wire cross-section	1	mm^2	3x 1.0mm^2 stranded wires, waterproof cable
Output wire cross-section	1	mm^2	2x 1.0mm^2 stranded wires, waterproof cable
Maximum cable length	2	m	Total length of wiring including LED module, one way

Isolation

Insulation per IEC61347-1	Mains	Output	Ground
Mains	-	Non	Basic
Output	Non	-	Basic
Ground	Basic	Basic	-

Dimensions and weight

Specification item	Value	Unit	Tolerance (mm)
Length (A1)	129	mm	
Mounting hole distance (A2)	24	mm	
Width (B1)	113	mm	
Width (B2)	113	mm	
Height (C1)	68	mm	
Height (C2)	46	mm	
Input cable length (E1)	300	mm	
Output cable length (E2)	300	mm	
Weight	800	gram	

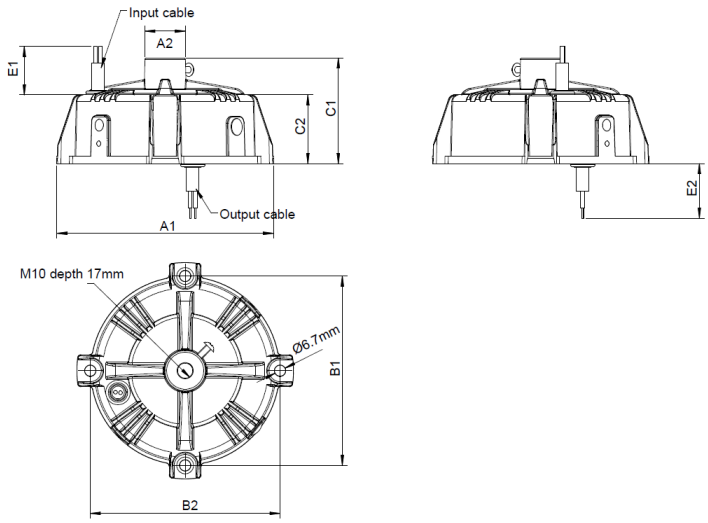

Operational temperatures and humidity

Specification item	Value	Unit	Condition
Ambient temperature	-40...+60	°C	Higher ambient temperature allowed as long as Tcase-max is not exceeded
Tcase-max	80	°C	Maximum temperature measured at T_{case}-point
Tcase-life	70	°C	Measured at T_{case}-point
Relative humidity	10...90	%	Non-condensing

Lifetime

Specification item	Value	Unit	Condition
Driver lifetime	50,000	hours	Measured temperature at Tcase-point is Tcase-max. Maximum failures = 10%

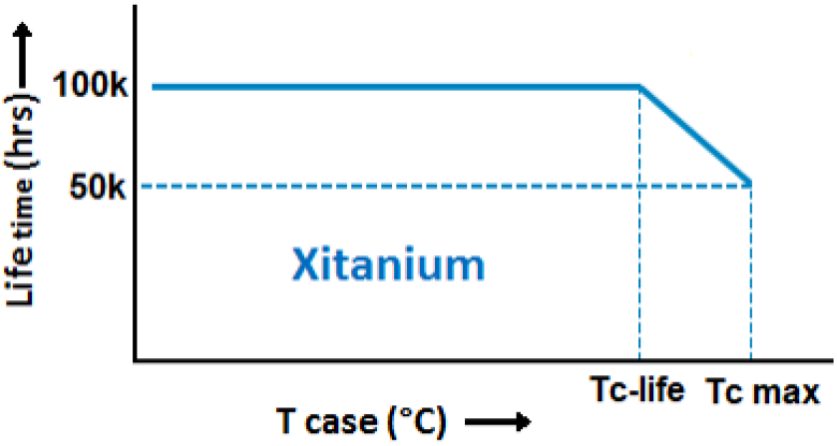

Maximum failures = 10%

Temperature [°C]	Lifetime	Unit	Condition
80	25000	hr	
75	35000	hr	
70	50000	hr	Temperature measured @Tc point
65	>50000	hr	
60	>50000	hr	

Storage temperature and humidity

Specification item	Value	Unit	Condition
Ambient temperature	-40...+85	°C	
Relative humidity	5...95	%	Non-condensing

Non-programmable features

Specification item	Value	Condition
Open load protection	Yes	Automatic recovering
Short circuit protection	Yes	Automatic recovering
Hot wiring	No	
Suitable for fixtures with protection class	I	per IEC60598
Overtemperature protection	Yes	Automatic recovering

Inrush current

Specification item	Value	Unit	Condition
Inrush current	50	A	Input voltage 230V
Inrush peak width	430	µs	Input voltage 230V, measured at 50% height
Drivers / MCB 16A type B @230V AC	≤ 5	pcs	Input voltage 230V

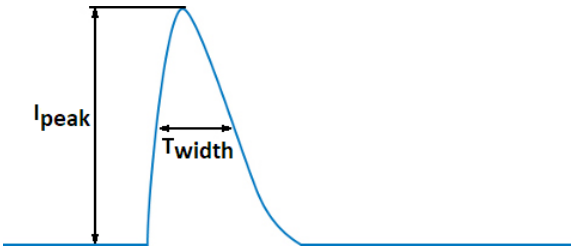

Please refer to the driver design in guide if you use other MCB-types.

If several mini circuit breakers are used directly side-by-side (without distance piece

a correction factor of 80% has to be applied to the rated current

Driver touch current / protective conductor current / earth leakage current

Specification item	Value	Unit	Condition
Typical Protective Conductor Current (ins. Class I)	2	mA rms	Acc. IEC60598-1. LED module contribution not included

Surge immunity

Specification item	Value	Unit	Condition
Mains surge immunity (diff. mode)	4	kV	Acc. IEC61000-4-5. 2 Ohm, 1.2/50us, 8/20us
Mains surge immunity (comm. mode)	4	kV	Acc. IEC61000-4-5. 12 Ohm, 1.2/50us, 8/20us

Application Info (Approbation)

Specification item	Value
Approval marks and Certifications	CB / CCC / CE / ENEC / RCM / UKCA
Ingress Protection classification (IP)	65
Application	Outdoor
Mounting Type	Independent

Graphs

Operating window

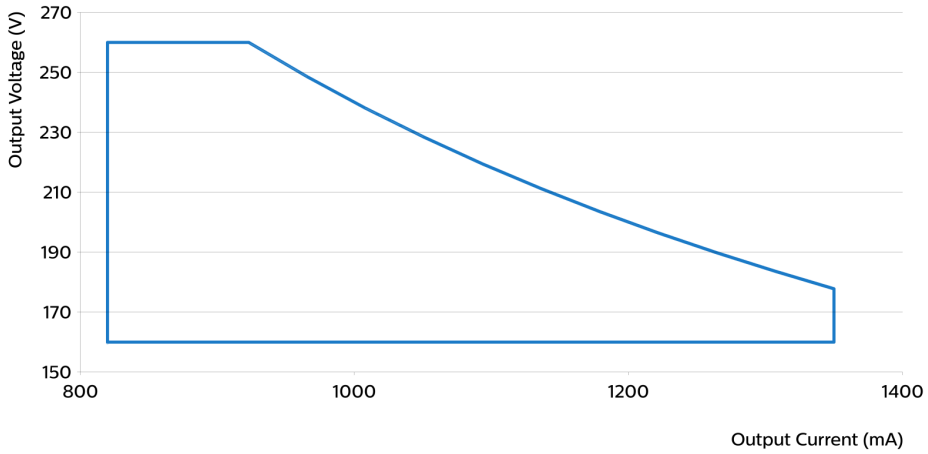

Type	Output current (mA)	Min. output voltage (V)	Max. output voltage (V)	Max. output power (W)
Xi 240W 0.82-1.35A WL RI129S	820	160	260	213.2
Xi 240W 0.82-1.35A WL RI129S	870	160	260	226.2
Xi 240W 0.82-1.35A WL RI129S	920	160	260	239.2
Xi 240W 0.82-1.35A WL RI129S	970	160	247	240
Xi 240W 0.82-1.35A WL RI129S	1020	160	235	240
Xi 240W 0.82-1.35A WL RI129S	1070	160	224	240
Xi 240W 0.82-1.35A WL RI129S	1120	160	214	240
Xi 240W 0.82-1.35A WL RI129S	1170	160	205	240
Xi 240W 0.82-1.35A WL RI129S	1220	160	196	240
Xi 240W 0.82-1.35A WL RI129S	1270	160	188	240
Xi 240W 0.82-1.35A WL RI129S	1350	160	177	240

Mains Guard

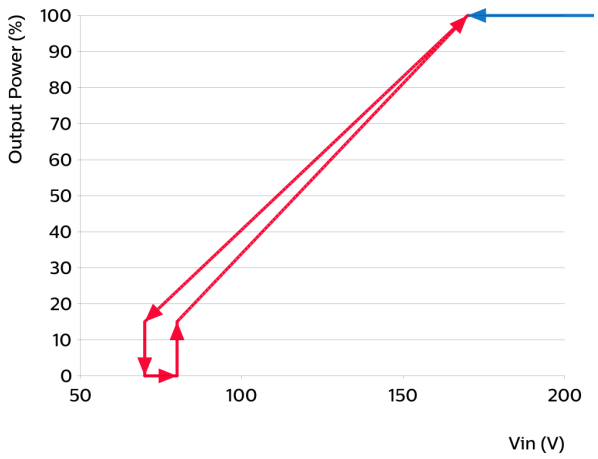

Power factor versus output power

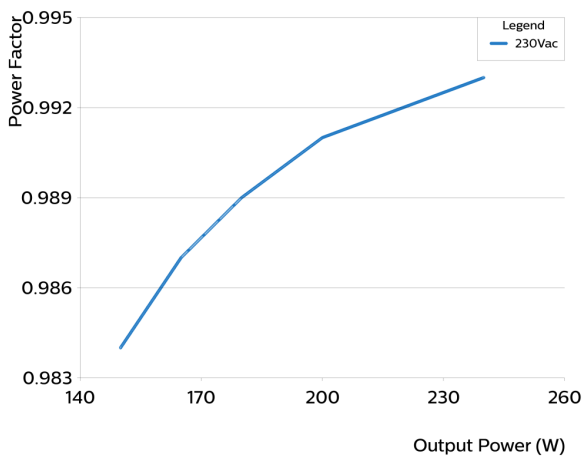

Efficiency versus output power

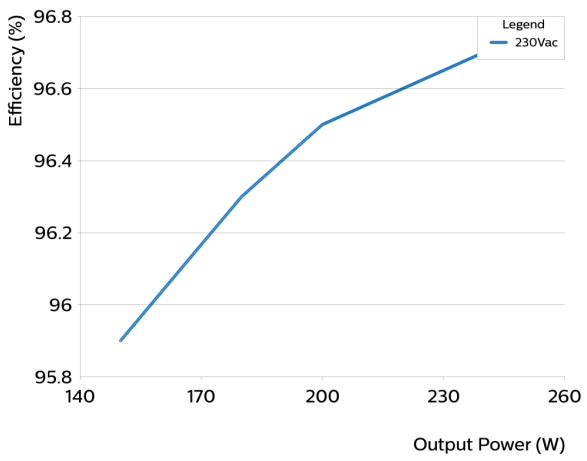

THD versus output power

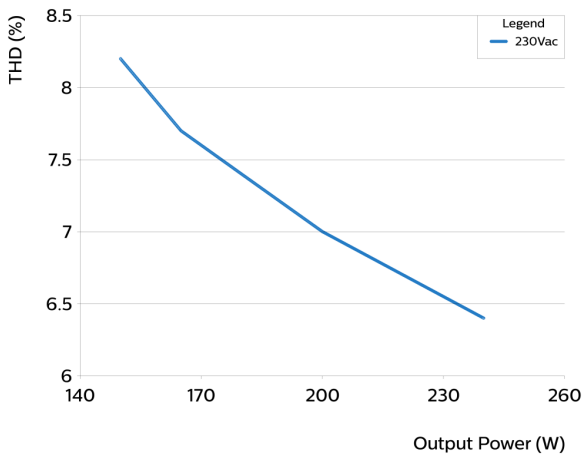

© 2026 Signify Holding. All rights reserved. The information provided herein is subject to change, without notice. Signify does not give any representation or warranty as to the accuracy or completeness of the information included herein and shall not be liable for any action in reliance thereon. The information presented in this document is not intended as any commercial offer and does not form part of any quotation or contract, unless otherwise agreed by Signify. All trademarks are owned by Signify Holding or their respective owners.

xitanium