

DESCRIPTION

The Tribute is the most versatile, functionally designed, universally adaptable outdoor luminaire available. The Tribute brings outstanding performance to walkways, parking lots, roadways, loading docks, building areas, and any security lighting application. U.L. listed and CSA certified for wet locations. IP55 Rating.

Catalog #		Type
Project		
Comments		Date
Prepared by		

SPECIFICATION FEATURES

Construction

Rugged one-piece die-cast aluminum housing and door frame. One-piece silicone gasket protects the optical chamber from performance degrading contaminants. One (1) stainless spring latch and two (2) stainless hinges allow toolless opening and removal of door frame.

Electrical

Ballast and related electrical componentry are hard mounted to die-cast housing for optimal heat transfer and operating efficiency. Optional swing-down galvanized steel power tray with integral handle and quick disconnects allows tray to be completely removed from housing providing ample room for fixture installation and maintenance.

Reflector

Choice of nine (9) high efficiency optical distributions, including five (5) segmented optical systems

constructed of premium 95% reflective anodized aluminum sheet. Optical segments are rigidly mounted inside a thick gauge aluminum housing for superior protection. All segment faces are clean of rivet heads, tabs or other means of attachment which may cause streaking in the light distribution. Optical modules are field rotatable in 90° increments and offered standard with mogul-base lampholders for High Pressure Sodium and 250-400W Pulse Start Metal Halide assemblies.

Mounting

Extruded 8" aluminum arm features internal bolt guides for easy positioning of fixture during installation to pole or wall surface. Standard single carton packaging of housing, square pole arm and round pole adapter allow for consolidated product arrival to site. Optional internal mast arm mount accepts a 1 1/4" to 2 3/8"

O.D. horizontal tenon, while 4-bolt clamping mechanism secures fixture. Cast-in leveling guides provide +/-5° vertical leveling adjustment.

Finish

Housing and arm finished in a 5 stage premium TGIC bronze polyester powder coat paint. Optional colors include black, grey, white, dark platinum and graphite metallic. RAL and custom color matches available.

Efficiency Standards Notice

Select luminaires are manufactured to USA and California efficiency regulations.



TRU TRIBUTE

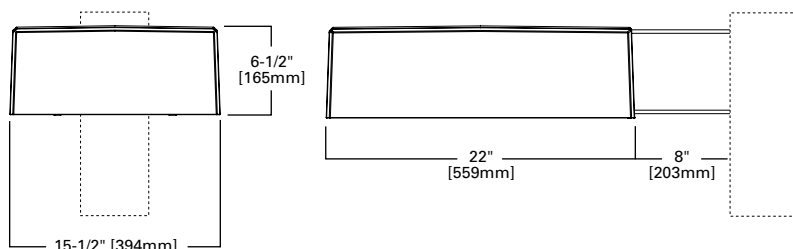
100 - 400W

Pulse Start Metal Halide

High Pressure Sodium

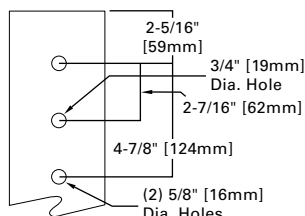
AREA LUMINAIRE

DIMENSIONS

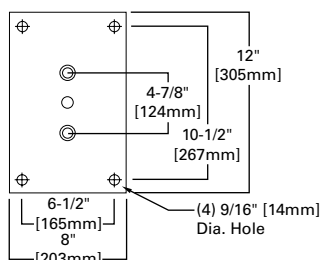


ARM DRILLING

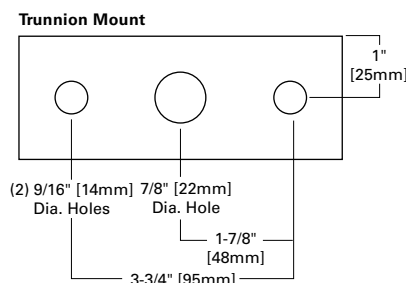
TYPE "M"



WALL DRILLING



TRUNNION DRILLING



CERTIFICATIONS

IP55 Rated
UL Listed for Wet Locations
CSA Certified for Wet Locations
EISA Compliant G

EPA

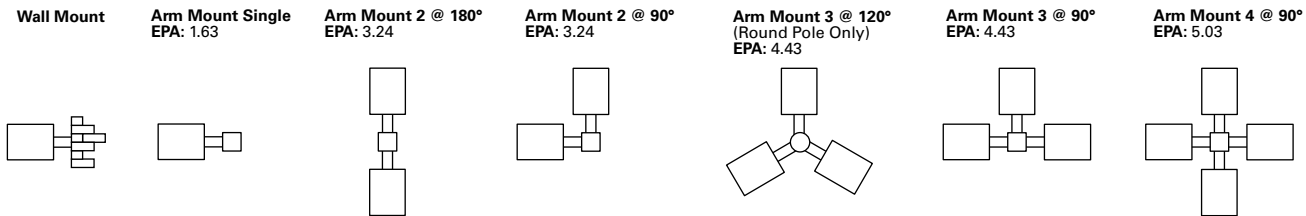
Effective Projected Area:
Without Arm 1.19
With Arm 1.63

SHIPPING DATA

Approximate Net Weight:
39 lbs. (18 kgs.)



MOUNTING CONFIGURATIONS



ORDERING INFORMATION

Sample Number: TRU40PWWSLAP

Product Family ^{1,2}	Lamp Wattage	Lamp Type ⁴	Ballast Type ⁴	Voltage ⁴	Distribution	Color
TRU=Tribute (Arm Included)	Pulse Start Metal Halide ³ 25=250W 32=320W 35=350W 40=400W ⁴ High Pressure Sodium 10=100W 15=150W 20=200W 25=250W 40=400W 24=250/400W, wired 250W 42=400/250W, wired 400W	P=Pulse Start Metal Halide S=High Pressure Sodium	H=Reac. /HPF K=10KV CWA N=Hi.Reac. /NPF P=Hi.Reac. /HPF R=Reac. /NPF W=CWA ⁵	2=120V 0=208V 4=240V 7=277V 8=480V 9=347V W=Multi-Tap, wired 120V N=Multi-Tap, wired 277V	2F=Type II Formed 2S=Type II Segmented 3F=Type III Formed 3S=Type III Segmented 4F=Type IV Formed 4S=Type IV Segmented 5F=Type V Formed 5S=Type V Segmented SL=Spill Light Eliminator	AP=Grey BZ=Bronze BK=Black DP=Dark Platinum GM=Graphite Metallic WH=White
Options (Add as Suffix)		Accessories (Order Separately) ⁹				
1=Single Fuse (120, 277 or 347V) ⁶ 2=Double Fuse (208, 240 or 480V) ⁶ 4=NEMA Twistlock Photocontrol Receptacle P=Button Photocontrol H=Plug-In Starter Receptacle T=Terminal Block U=U.L. Listed Q=Quartz Restrike (Hot Restrike Only) ⁷ EM=Quartz Restrike with Delay (Also Strikes at Cold Start) ⁷ TM=Trunnion Mount PT=Electrical Power Tray S=1-1/4" - 2-3/8" Internal Mast Arm Mount LA=Less Arm (Order Mounting Separately) K=Level Indicator B=House Side Shield ⁸		MA1201-XX=Direct Wall Mount Kit ² MA1218-XX=Direct Mount for Pole ² MA1219-XX=Wall Mounting Plate TR/VS=Field Installed Vandal Shield ¹⁰ MA1221-XX=External House Side Shield Kit [EPA 0.38] MA1222-XX=Internal House Side Shield Kit for 2S/3S MA1223-XX=Internal House Side Shield Kit for 4S MA1224-XX=Internal House Side Shield Kit for 2F/3F MA1225-XX=Internal House Side Shield Kit for 4F MA1010-XX=Single Tenon Adapter for 3-1/2" O.D. Tenon MA1011-XX=2 @ 180° Tenon Adapter for 3-1/2" O.D. Tenon MA1012-XX=3 @ 120° Tenon Adapter for 3-1/2" O.D. Tenon MA1013-XX=4 @ 90° Tenon Adapter for 3-1/2" O.D. Tenon MA1014-XX=2 @ 90° Tenon Adapter for 3-1/2" O.D. Tenon MA1015-XX=2 @ 120° Tenon Adapter for 3-1/2" O.D. MA1016-XX=3 @ 90° Tenon Adapter for 3-1/2" O.D. Tenon MA1017-XX=Single Tenon Adapter for 2-3/8" O.D. Tenon MA1018-XX=2 @ 180° Tenon Adapter for 2-3/8" O.D. Tenon MA1019-XX=3 @ 120° Tenon Adapter for 2-3/8" O.D. Tenon MA1045-XX=4 @ 90° Tenon Adapter for 2-3/8" O.D. Tenon MA1048-XX=2 @ 90° Tenon Adapter for 2-3/8" O.D. Tenon MA1049-XX=3 @ 90° Tenon Adapter for 2-3/8" O.D. Tenon OA/RA1016=NEMA Type Photoelectric Control 105-285V OA/RA1027=NEMA Type Photoelectric Control - 480V OA/RA1201=NEMA Type Photoelectric Control - 347V OA/RA1201=Shorting Cap				

NOTES:

- Customer is responsible for engineering analysis to confirm pole and fixture compatibility for all applications. Refer to our white paper WP513001EN for additional support information.
- 8 Inch Arm and pole adapter included with fixture. Specify Less Arm "LA" option when mounting accessory is ordered separately.
- Requires reduced envelope lamp.
- Consult an Eaton representative for lamp/ballast type/voltage compatibility.
- Pulse start metal halide EISA compliant constant wattage autotransformer (CWA) ballasts are available in 250, 320 and 400 watts.
- Must specify voltage.
- Quartz options not available with SL optics.
- House side shield not available on 5S, 5F, or SL optics.
- Replace XX with color specification.
- Not available with SL Optic or House Side Shield.