


Project		Catalog #		Type	
Prepared by		Notes		Date	



# Lumière

## Westwood 914

### Wall Mount Cylinder

#### Typical Applications

- Outdoor Wall • Architectural • Commercial Landscape • Hospitality
- Multi-family • Residential • Education

#### Interactive Menu

- Order Information [page 2](#)
- Product Specifications [page 2](#)

#### Product Certification



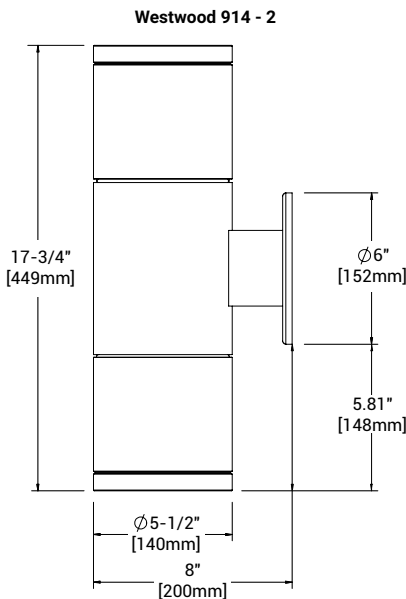
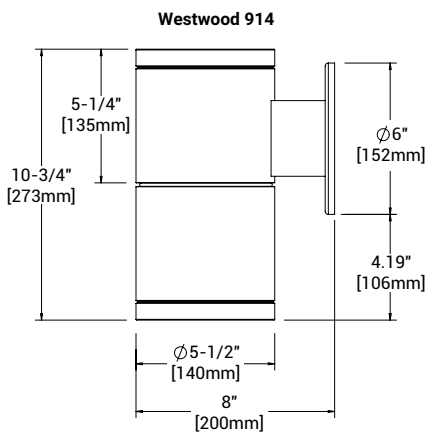
#### Product Features



#### Top Product Features

- Single or dual direction for downlight, uplight, or both
- Mounts over standard 4" J-Box & connects to 120V line voltage
- Precision machined aluminum construction, natural metals available
- Stainless steel hardware
- Holds up to 3 optical accessories
- Three-year warranty

#### Dimensions



Note: Specifications and Dimensions subject to change without notice. Consult your representative for additional options and finishes.

## Order Information

SAMPLE ORDER NUMBER:

Series	Lamp Head Quantity	Source	Voltage	Finish	Accessories
Series	Lamp Head Quantity	Source	Voltage	Finish <sup>1</sup>	Accessories <sup>2</sup>
914= PAR38 Halogen Up/Down Westwood Wall Fixture	[Blank]=One Lamp Head 2=Two Lamp Heads	150PAR38=150W Max Halogen PAR38, Medium Base	120=120V	Painted BK=Black BZ=Bronze CS=City Silver VE=Verde WT=White	<b>Filters</b> F71-38= Peach Dichroic Filter, 4.95" Dia F73-38= Green Dichroic Filter, 4.95" Dia F75-38= Yellow Dichroic Filter, 4.95" Dia F77-38= Dark Blue Dichroic Filter, 4.95" Dia F79-38= Neutral Density Dichroic Filter, 4.95" Dia F22-38= Red Color Filter, 4.95" Dia F44-38= Green Color Filter, 4.95" Dia F66-38= Mercury Vapor Color Filter, 4.95" Dia  <b>Optical Lenses</b> LSL-38= Linear Spread Lens (elongate standard beam spread), 4.95" Dia OSL-38= Overall Spread Lens (increase beam spread), 4.95" Dia DIF-38= Diffused Lens (provide even illumination), 4.95" Dia  <b>Optical Louver</b> LVR-38= Hex Cell Louver (reduce glare), 4.95" Dia  F72-38= Amber Dichroic Filter, 4.95" Dia F74-38= Medium Blue Dichroic Filter, 4.95" Dia F76-38= Red Dichroic Filter, 4.95" Dia F78-38= Light Blue Dichroic Filter, 4.95" Dia F80-38= Magenta Dichroic Filter, 4.95" Dia F33-38= Blue Color Filter, 4.95" Dia F55-38= Yellow Color Filter, 4.95" Dia
Notes	Notes	Notes	Notes	Notes (1) Consult factory for premium/natural metals material finishes. Minimum order quantity of 5 applies.	Notes (2) Lamps not included

## Product Specifications

## Material

- Housing and hood are precision-machined from corrosion-resistant 6061-T6 billet aluminum
- Mounting canopy made from corrosion-resistant cast aluminum
- Contact the factory for natural metals finishes such as brass and copper. Minimum order quantities and extended lead times may apply

## Finish

- Fixtures constructed from 6061-T6 aluminum are double protected by a chromate conversion undercoating and polyester powder coat paint finish, surpassing the rigorous demands of the outdoor environment
- Available in Lumière's standard paint finishes. Natural metals are left unpainted to reveal their natural beauty and will patina over time

## Hood

- Hood threads onto housing giving quick access to lamps
- Flush lens design sheds water and minimizes debris collection on the upright position
- Accepts up to 3 internal accessories at once. Lenses, louvers, and filter are available from Lumière to achieve desired lighting effects

## Gasket

- Housing and hood are sealed with a high temperature silicone o-ring gasket to prevent water intrusion

## Lens

- Tempered glass lens, factory sealed with high temperature adhesive to prevent water intrusion and breakage due to thermal shock

## Mounting

- Both models mount over a standard 4" junction box
- Model 914 is single direction and can be oriented to provide downlight or uplight. Model 914-2 is dual direction to provide downlight and uplight

## Hardware

- Stainless steel hardware is standard to provide maximum corrosion-resistance

## Electrical

- Operates with 120V line voltage
- Ceramic socket with 250° C Teflon® coated lead wires and medium base

## Lamp

- Lamps are not included
- Model 914 uses one (1) 150W max lamp and model 914-2 uses two (2) 150W max lamps

## Compliance

- UL and cUL listed, standard wet label
- IP65 rated
- Manufactured to ISO 9001-2000 Quality Systems Standard

## Warranty

- Lumière warrants its fixtures against defects in materials & workmanship for three (3) years. Auxiliary equipment such as transformers, ballasts and lamps carry the original manufacturer's warranty